

# Silicon derivatives of the metals of groups 1 and 2

Paul D. Lickiss, Colin M Smith

*Department of Chemistry, Imperial College of Science, Technology and Medicine, London SW7 2AY, UK*

Received 22 November 1994; accepted 8 December 1994

## Contents

|  |     |
|--|-----|
| Abstract   | 76  |
| 1. Introduction  | 77  |
| 2. The synthesis of silyl derivatives of the group 1 metals  | 78  |
| 2.1. Silicon–silicon bond cleavage   | 78  |
| 2.2. Silicon–halogen bond cleavage   | 84  |
| 2.3. Silicon–hydrogen bond cleavage  | 86  |
| 2.4. Silicon–carbon bond cleavage  | 89  |
| 2.5. Silicon–mercury bond cleavage   | 90  |
| 2.6. Miscellaneous methods   | 90  |
| 2.6.1. Cleavage of silicon–oxygen bonds  | 90  |
| 2.6.2. Cleavage of silicon–germanium, tin or lead bonds  | 90  |
| 2.7. The preparation of polyolithiosilanes   | 90  |
| 3. The structures of silyl derivatives of the group 1 metals   | 91  |
| 3.1. X-ray crystallographic studies  | 91  |
| 3.1.1. $\text{Me}_3\text{SiLi}$  | 91  |
| 3.1.2. $\text{Li}(\text{Ph}_2\text{Si})_4\text{Li}$  | 92  |
| 3.1.3. $\text{Ph}_3\text{SiLi}$  | 93  |
| 3.1.4. $(\text{Me}_3\text{Si})_3\text{Si}-\text{M}$ species ( $\text{M} = \text{Li}, \text{K}, \text{Rb}$ or $\text{Cs}$ ) | 93  |
| 3.1.5. $\text{MSiH}_3$ species   | 94  |
| 3.2. Nuclear magnetic resonance studies  | 94  |
| 4. The reactions of silyl derivatives of the group 1 metals  | 95  |
| 4.1. With compounds of the p block elements  | 95  |
| 4.2. With compounds of the d and the f block elements  | 97  |
| 4.3. With organic compounds  | 97  |
| 4.3.1. Reaction with organic halides   | 107 |
| 4.3.2. Reaction with double bonds  | 108 |
| 4.3.3. Reaction with triple bonds  | 108 |
| 4.3.4. Reaction with carbonyls   | 109 |
| 4.3.5. Other reactions   | 110 |
| 5. The synthesis of silyl derivatives of the group 2 metals  | 111 |
| 5.1. $\text{R}_3\text{SiMX}$ species   | 111 |
| 5.2. $(\text{R}_3\text{Si})_2\text{M}$ species   | 112 |

|  |     |
|--|-----|
| 5.3. $R_3SiMgR'$ species ( $R' = \text{alkyl}$ )             | 113 |
| 6. The structures of silyl derivatives of the group 2 metals | 113 |
| 6.1. $R_3SiMgX$ species                                      | 113 |
| 6.2. $(R_3Si)Mg$ species                                     | 113 |
| 6.3. $R_3SiMgR'$ species                                     | 114 |
| 7. The reactions of silyl derivatives of the group 2 metals  | 114 |
| 7.1. $R_3SiMgX$ species                                      | 114 |
| 7.2. $(R_3Si)_2M$ species                                    | 115 |
| 7.3. $R_3SiMgR'$ species                                     | 115 |
| 8. Conclusions   | 117 |
| References   | 118 |

---

## Abstract

An account is given of the syntheses, structures and reactions of compounds containing group 1 or 2 elements bonded to silicon. The review concentrates mainly on the group 1 derivatives as these are far more numerous than those of the group 2 elements. Silyllithium compounds are discussed in most detail, particularly  $Ph_3SiLi$  and  $(Me_3Si)_3SiLi$  for which convenient syntheses are available. The use of silyllithium reagents for organometallic and inorganic synthetic purposes is described and an outline of some of the more important reactions in organic chemistry is given.

**Keywords:** Silicon derivatives; Group 1 metals; Group 2 metals; Silyllithium compounds

---

## List of abbreviations

|            |  |
|------------|--|
| BBN        | 9-borabicyclo[3.3.1]nonane                                   |
| BCO        | [2.2.2]bicyclooctyl  |
| COD        | 1,5-cyclooctadiene   |
| Cp         | cyclopentadienyl   |
| Cp*        | pentamethylcyclopentadienyl                                  |
| 18-crown-6 | 1,4,7,10,13,16-hexaoxacyclooctadecane                        |
| dcpe       | bis(dicyclohexylphosphino)ethane                             |
| DME        | dimethoxyethane  |
| DMI        | 1,3-dimethyl-2-imidazolidinone                               |
| DMPU       | 1,3-dimethyl-3,4,5,6-tetrahydro-2-(1 <i>H</i> )-pyrimidinone |
| dppe       | bis(diphenylphosphino)ethane                                 |
| dppm       | bis(diphenylphosphino)methane                                |
| HMPA       | hexamethylphosphoramide                                      |
| HMPT       | hexamethylphosphorustriamide                                 |
| MeTHF      | 2-methyltetrahydrofuran                                      |
| Nphal      | phthalimide  |
| TfO        | trifluoromethylsulphonate                                    |

|        |  |
|--------|--|
| thexyl | <i>tert</i> -hexyl-1,1,2-trimethylpropyl                   |
| THF    | tetrahydrofuran  |
| THP    | tetrahydropyran  |
| TMDAP  | tetramethyldiaminopropane                                  |
| TMEDA  | tetramethylethylenediamine                                 |
| TMP    | 2,2,6,6-tetramethylpiperidine                              |
| tol    | tolyl  |
| Tos    | <i>para</i> -tolylsulphonyl                                |
| TPP    | 5,10,15,20-tetraphenyl-21 <i>H</i> ,23 <i>H</i> -porphyrin |
| trityl | triphenylmethyl  |

## 1. Introduction

The chemistry of organic derivatives of the elements of groups 1 and 2, particularly organolithium and organomagnesium compounds, has been well established for many years and they are among some of the most useful reagents available to the synthetic chemist today (see for example Ref. [1]). The use of organosilicon compounds in synthetic chemistry is also now widespread both in inorganic and in organic chemistry in which silyl groups may be used for protecting or directing purposes, utilizing both their steric and their electronic properties (see for example Ref. [2]). Despite the existence of these now mature areas of chemistry their combination to give alkali metal derivatives of silicon has been much less widely studied. The use of silyllithium compounds in particular has, however, been increasing rapidly in recent years and it is these compounds that will feature most in the discussion below. The chemistry of silyllithium compounds has been reviewed before [3] and this review will therefore concentrate on work published since 1970 with reference made to important earlier work where necessary.

The relatively slow progress in the field of silylalkalimetal compounds is almost certainly due to the much greater difficulty in their synthesis when compared to their organic counterparts. For example, it is very difficult (indeed several of such compounds are currently unknown as synthetic reagents) to prepare silicon compounds analogous to well-known organic species such as MeLi, *n*-BuLi, PhLi or their organomagnesium (Grignard) analogues. These difficulties have led to a concentration on those compounds that are relatively readily prepared such as Ph<sub>3</sub>SiLi and (Me<sub>3</sub>Si)<sub>3</sub>SiLi and this is reflected throughout the review. It is often not known how many solvent molecules are associated with the alkali metal in R<sub>3</sub>SiM species and for convenience, as is usually the case for the organic analogues, the solvent associated with the cation will often be ignored in the text.

To keep this article to a reasonable length and within the general field of organo-metallic chemistry the use of the compounds discussed for purely synthetic organic purposes will not be described in detail and only illustrative examples of the types of reaction undergone will be given.

## 2. The synthesis of silyl derivatives of the group 1 metals

Silyl derivatives of the group 1 metals are the biggest class of compound covered in this review and of these silyllithium and potassium reagents are the most commonly prepared. The reasons for the lack of known silylsodium reagents are unclear but this could be because the most convenient early synthesis of silylmetallic reagents was from the cleavage of disilanes which, however, are not cleaved by sodium in the majority of the solvents first investigated. It has also been reported that some silylsodiums react differently to the corresponding silyllithium. For example triphenylsilyllithium reacts with chlorobenzene mainly via metal halogen exchange to give hexaphenyldisilane while triphenylsodium reacts to via substitutions to give mainly tetraphenylsilane [4]. Silyl caesium and rubidium reagents have been prepared but not used extensively owing to the hazards and costs of these metals and, because they are so reactive, they tend to cleave the solvents employed giving low yields of the desired product.

The most readily available silyl-group 1 reagents used are those with at least one aryl ring or an  $\text{SiMe}_3$  group on the silicon atom as these tend to stabilize the negative charge on the silicon. The most common reagents of this type are  $\text{Ph}_3\text{SiLi}-\text{K}$  and  $(\text{Me}_3\text{Si})_3\text{SiLi}$ . Much of the important pioneering work on silylmetallic reagents was carried out by Gilman and coworkers in the 1950s and 1960s; this work has been reviewed elsewhere [3–5] and only the more important synthetic points will be discussed here.

Silylmetallic reagents can be prepared in a number of different ways depending on the substituents and the metal. The different reaction types are described below and where possible an indication of the best synthetic method is given. As the silylmetallic reagents are coloured the course of the reactions can often be judged by the colour changes.

### 2.1. Silicon–silicon bond cleavage

This was the first convenient method for the preparation of silyl derivatives of group 1 metals and is most easily achieved for reagents containing one or more aryl groups on the silicon. This class of compounds can be easily prepared by the cleavage of the parent disilane by the appropriate metal [6,7] (Eq. (1)). This method is useful for the preparation of halide-free solutions of the silylmetallic reagents and is very convenient as many of the disilanes are commercially available.



The most widely prepared compounds of this type are the triphenylsilyl derivatives which have been prepared for all the group 1 metals except francium. Much of the early work to determine the best reaction conditions for the cleavage of Si–Si bonds was carried out on this system [5]. As the metal is changed from lithium through to caesium the reactivity increases and solubility of the silylmetallic reagent decreases. A whole range of derivatives other than  $\text{Ph}_3\text{Si}$  have been prepared using this method;

examples of these are  $\text{Ph}_3\text{Me}_{3-n}\text{Si}-\text{Li}, \text{K}$  [6,7],  $\text{Ph}_2\text{Bu}^t\text{SiK}$  [8],  $\text{H}_3\text{SiK}$  [9,10],  $\text{PhH}_2\text{SiK}$  [10],  $\text{Ph}_2\text{HSiLi}$  [11],  $(o\text{-Tol})_3\text{SiLi}, \text{K}, \text{Cs}$  [12],  $p\text{-TolPh}_2\text{SiK}$  [12,13]. These reagents are usually a brownish green. The ease of formation decreases with the number of alkyl groups on the silicon and hexaalkyldisilanes are not cleaved by these metals.

Important considerations in these reactions are the choice of solvent and metal used. THF is often the solvent of choice, in which case the reaction proceeds at room temperature in a number of hours to give excellent yields of the silylmetallic reagent. There are, however, some drawbacks to its use at elevated temperatures as the silylmetallic species attack the THF to form compounds of the type  $\text{R}_3\text{Si}(\text{CH}_2)_4\text{OH}$  derived from ring opening under prolonged refluxing conditions [14]. A range of other solvents such as diethyl ether, DME, dioxane, THP or hydrocarbons have also been investigated but they generally give poorer results. Disilanes are cleaved in ether solutions by lithium or sodium–potassium alloy to give silylmetallic reagents but these silylmetallic reagents tend to be insoluble and slowly cleave the ether [6]. Silylmetallic reagents are readily formed in DME but they are less stable than in THF particularly at elevated temperatures. For example, if a DME solution of triphenylsilylpotassium is refluxed the silylmetallic reagent is consumed in only 1 h so the use of this solvent offers no real advantages and it is not usually employed [15]. In either dioxane or THP the silylmetallic compound is stable but the formation is slow [16,17] and in hydrocarbons the cleavage of the disilane does not occur readily [8]. Liquid ammonia and pyridine have also been used but the silylmetallic reagent formed reacts with the ammonia to form silazanes [19] or with pyridine to give a silyl-1,4-dihydropyridine [20].

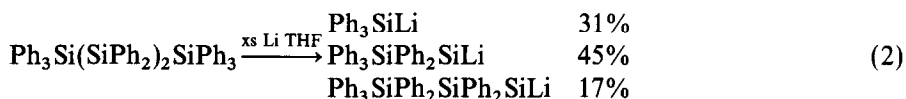
The metal purity is also crucial: for example, pure lithium metal is unreactive [21] and so lithium containing 1%–2% sodium must be used; however, higher amounts of sodium are detrimental to the reaction and pure sodium does not cleave the bond in hexaphenyldisilane in ether, xylene or dioxane [6] although it does in THF and DME [15]. This dependence of the reaction on the lithium purity has also been observed in the formation of organolithium reagents [22]. Sodium–potassium alloy is usually employed rather than potassium metal for the formation of silylpotassium reagents [12,13].

The usual reaction conditions employed for the cleavage of disilanes are an excess of the metal stirred in THF with the disilane at room temperature for a few hours or more usually overnight. The yields obtained are excellent but, as they cannot be determined easily for the silylmetallic reagent but only for derivatives, yields will not be generally given. The aryl group is thought to be necessary for stabilization of the negative charge on the silicon in the silylmetallic compound; this stabilization has been attributed to  $\pi$  polarization [23].

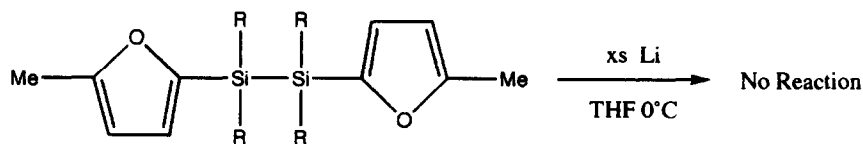
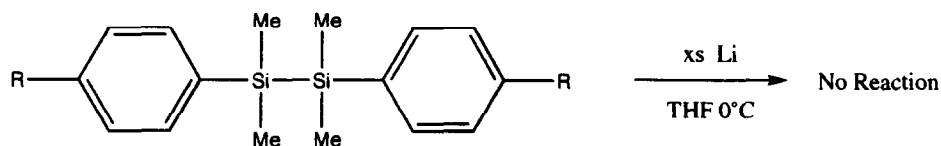
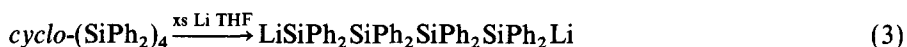
However, not all aryl disilanes can be cleaved with lithium metal in this way as Fleming and coworkers have shown [24]. In an attempt to form silyllithium reagents that would be more reactive towards an organic substrate and then be more easily converted via protodesilylation to alcohols than the widely used  $\text{PhMe}_2\text{Si}$  derivatives they investigated a number of chlorosilanes, such as  $p\text{-TolMe}_2\text{SiCl}$ , which gave disilanes on treatment with lithium metal. These disilanes were then found not to

react with lithium metal in THF at 0 °C; however, under refluxing conditions (*p*-TolMe<sub>2</sub>Si)<sub>2</sub> gave *p*-TolMe<sub>2</sub>Si(CH<sub>2</sub>)<sub>4</sub>OH in 19% yield presumably via silyllithium formation and then attack on THF [14] (Scheme 1).

As well as simple disilanes, perphenyloligosilanes of the type Ph<sub>3</sub>Si(SiPh<sub>2</sub>)<sub>*n*</sub>SiPh<sub>3</sub> (*n* = 1, 2, 3; for the example *n* = 2 see Eq. (2)) are also cleaved by metals but these compounds tend to give mixtures of products, such as Ph<sub>3</sub>(SiPh<sub>2</sub>)<sub>*x*</sub>Li (*x* = 0, 1, 2) [25].

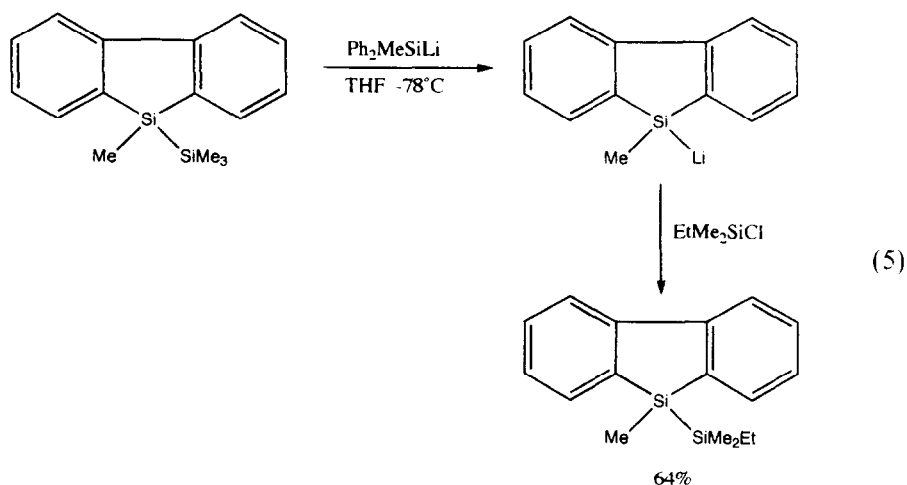
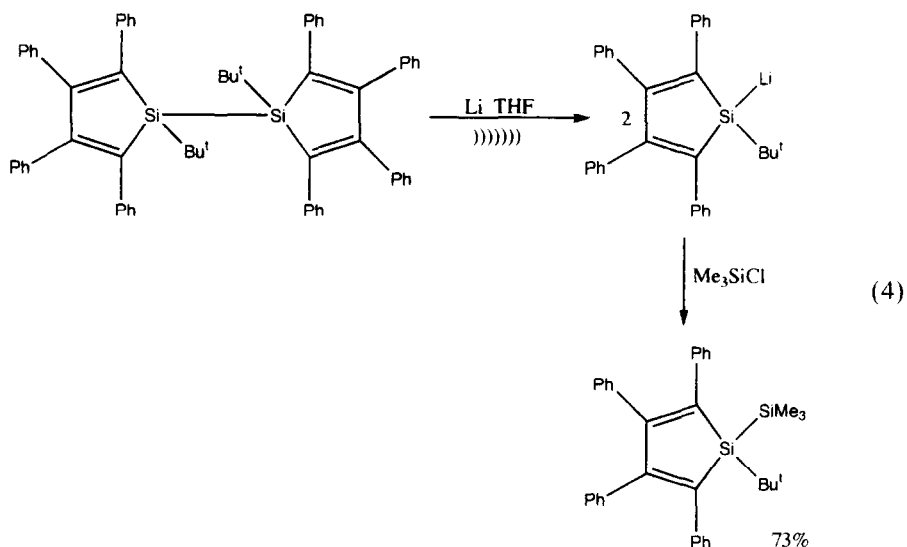


Cyclic perphenyl silanes give silylbimetallic compounds of the type M(SiPh<sub>2</sub>)<sub>*n*</sub>M when reacted with metals. For example, Li(Ph<sub>2</sub>Si)<sub>4</sub>Li may be prepared by the reaction of (Ph<sub>2</sub>Si)<sub>4</sub> with excess lithium metal [26] (Eq. (3)). The rate and yield of these reactions can be increased by the addition of biphenyl or naphthalene to the reaction [27].



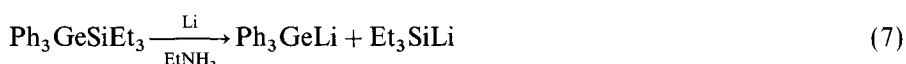
Scheme 1. Non-cleavage of disilanes by lithium metal.

Ultrasonic irradiation is another technique used to promote these type of reactions and has been used extensively by Boudjouk, recently to prepare silole anions [28], which are of interest because of their potential aromatic character. They have been prepared in a number of different ways, for example, by the ultrasound-promoted lithium metal cleavage of disiloles [28] (Eq. (4)) or the reaction of simple silicon substituted silyl siloles with silyllithium reagents [29] (Eq. (5)).

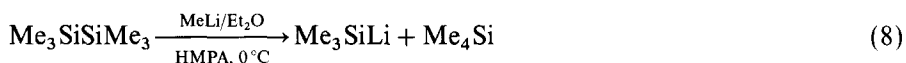


Trialkylsilylmetallic reagents are less stable than aryl-containing reagents and cannot be readily prepared by the action of metal on the hexaalkyldisilanes [30].

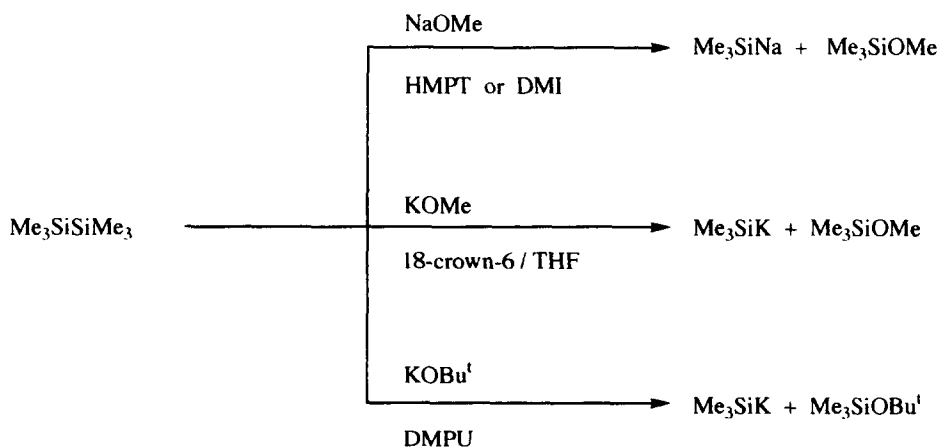
They have, however, been prepared from the cleavage of unsymmetrical disilanes which gave a green solution of both reagents in low yields [31] (Eq. 6) or, as was the case for the first trialkylsilyllithium,  $\text{Et}_3\text{SiLi}$ , by the reaction of triethyl(triphenylgermyl)silane and lithium in ethylamine [31] (Eq. (7)). In this reaction two lithium reagents are formed and when allowed to stand they react with the solvent.



These reactions are not a convenient source of these reagents and a number of alternative methods for their synthesis from disilanes have been developed. The first of these was developed by Still and used the strongly coordinating solvent HMPA to stabilize the trimethylsilyl anion formed from the cleavage of hexamethyldisilane with  $\text{MeLi}$  in HMPA which gives a deep red solution of  $\text{Me}_3\text{SiLi}$  within 15 min [32] (Eq. (8)).




Trimethylsilyl sodium and potassium have been prepared in two main ways, the cleavage of the disilane with metal hydrides developed by Corriu and Guerin [33] (Eq. (9)) or by the reaction with sodium and potassium alkoxides in various solvents such as  $\text{NaOMe}$  in HMPA [34] or DMI [35],  $\text{KOMe}$  in 18-crown-6–THF [35] and  $\text{KO}^t\text{Bu}$  in DMPU [36] (Scheme 2).

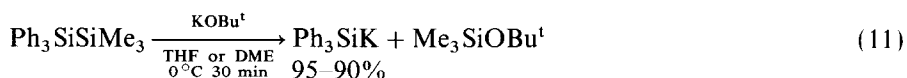
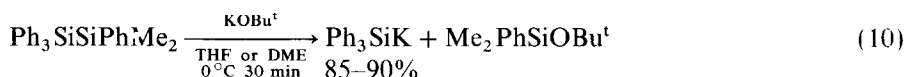


Scheme 2. Cleavage of hexamethyldisilane by alkoxides.



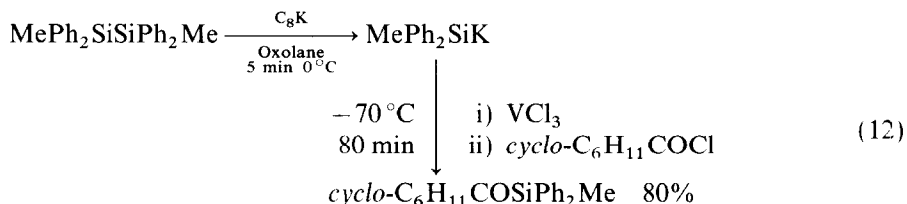


Other disilanes can also be cleaved by potassium *tert*-butoxide in different solvents, for example hexaphenyldisilane is cleaved in THF or DME but not DMPU [36]; however, the yields of  $\text{Ph}_3\text{SiK}$  from these reactions are quite low, 15%–30%. Unsymmetrical disilanes can also be cleaved using this method which gives the most stable silylmetallic compound, i.e. that with most phenyl groups (Eqs. (10) and (11)); thus,  $\text{Ph}_3\text{SiK}$  is formed in these reactions in yields above 90% [36].

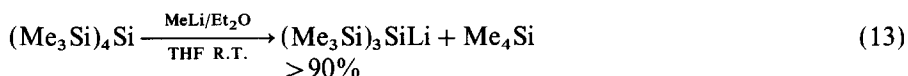


The above reactions are very useful in the preparation of trialkylsilylmetallic reagents although the use of HMPA should be avoided if possible as it is a toxic cancer suspect agent and also promotes electron transfer processes [35]. However, as half of the disilane is lost as the silylether the method is less useful for aryl-containing silylmetallic reagents which can be prepared more easily by cleavage of the disilane by the appropriate metal. The only advantage of this method for arylsilylmetallics compared with the metal cleavage of disilanes is the reduced reaction times.

Another method that gives silylmetallic reagents in very short reaction times is the cleavage of disilanes by potassium graphite in oxolane at 0 °C. The silylpotassium reagents formed from this reaction are not isolated but reacted in situ with copper, manganese or vanadium salts and then treated with organic substrates to give the final product. This process is achieved in a matter of minutes for aryl disilanes and gives excellent yields, above 90% (Eq. (12)). The course of the reaction can be monitored by the colour changes from the bronze of potassium graphite to the brown–green of the silylpotassiums through to the red–brown of the transition metal complexes and finally the black precipitate of graphite. However, for alkyldisilanes the reaction takes a number of hours and the yields are low [37].



Branched chain silylmetallic compounds such as  $(\text{RMe}_2\text{Si})_3\text{SiLi}$  ( $\text{R} = \text{H}$  or  $\text{Me}$  [38]) and  $(\text{Me}_3\text{M})_3\text{SiLi}$  ( $\text{M} = \text{Ge}$  [39] or  $\text{Sn}$  [40]) can be prepared using the reaction of lithium reagents with the parent tetrasilylated compounds  $(\text{RMe}_2\text{Si})_4\text{Si}$  or  $(\text{Me}_3\text{M})_4\text{Si}$ . The most important of these compounds is derived from  $(\text{Me}_3\text{Si})_4\text{Si}$  which gives  $(\text{Me}_3\text{Si})_3\text{SiLi}$  on treatment with silyllithium reagents such as  $\text{Ph}_3\text{SiLi}$  [38] or alkylolithium reagents such as  $\text{MeLi}$  [41] (Eq. (13)).

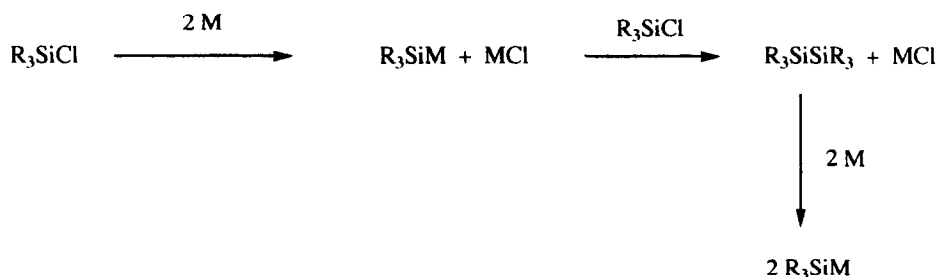


The silyllithium reagent  $(\text{Me}_3\text{Si})_3\text{SiLi}$  is obtained in excellent yields above 90% as a yellow solution; from this a white crystalline solid has been isolated. The solid obtained in 92% yield has been formulated as  $(\text{Me}_3\text{Si})_3\text{SiLi} \cdot 3\text{THF}$  by  $^1\text{H}$  nuclear magnetic resonance (NMR) spectroscopy and it can be stored for months under argon without decomposition [42]. This solid reagent  $(\text{Me}_3\text{Si})_3\text{SiLi} \cdot 3\text{THF}$  can then be dissolved in hydrocarbons to give improved yields of coupling products over those from reactions in THF (see Section 4).

The pentasilane  $(\text{Me}_3\text{Si})_4\text{Si}$  does not react with lithium metal as this would require the formation of  $\text{Me}_3\text{SiLi}$  as well as the stable and readily formed  $(\text{Me}_3\text{Si})_3\text{SiLi}$  reagent. The reaction between the pentasilane and lithium can, however, be achieved if biphenyl is added to the reaction mixture; lithium and biphenyl have also been used to prepare  $(\text{Me}_3\text{Si})_2\text{MeSiLi}$  from  $(\text{Me}_3\text{Si})_3\text{MeSi}$  [42]. Other branched polysilyllithiums of the type  $(\text{Me}_3\text{Si})_2\text{RSiLi}$ ,  $\text{R} = \text{CD}_3$  [43],  $\text{Me}$  [44],  $\text{Bu}^t$  [44],  $\text{Ph}$  [44,45],  $\text{mes}$  [45],  $\text{SiMe}_2\text{Bu}^t$  [46],  $\text{SiMe}_2\text{SiMe}_3$  [47] or  $\text{Si}(\text{SiMe}_3)_3$  [48] have been prepared by the reaction of  $\text{MeLi}$  with the parent compounds,  $(\text{Me}_3\text{Si})_3\text{RSi}$ .

## 2.2. Silicon–halogen bond cleavage

These reactions presumably proceed via condensation of the halosilane to the disilane which then reacts with the excess metal to form the silylmetallic reagent (Scheme 3). The presence of the disilane can be observed in the  $^1\text{H}$  NMR spectrum of the reaction solution [49] and if the reaction is stopped at early stage the disilane can be isolated from the reaction mixture [50]. As the reaction involves Si–Si bond



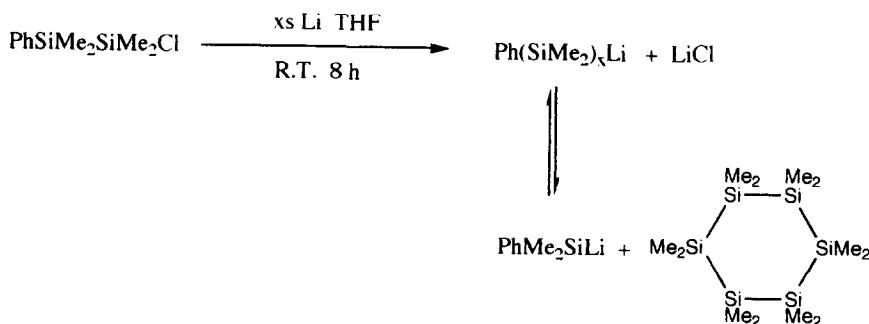
Scheme 3. Preparation of silylmetallics by the reaction of metals with silylchlorides.

cleavage this method only works in general for reagents with at least one aryl group on the silicon atom. Again the correct choice of metal and solvent is important to achieve the best results, and the best synthetic conditions are the same as those used for the cleavage of Si—Si bonds by metals as described earlier in Section 2.1. In practice the reaction is usually carried out with an excess of the metal so that four rather than two equivalents are necessary.

An interesting point about this reaction observed by Gilman is the relative reaction times of this reaction compared with the corresponding disilane cleavage. For example, the cleavage of hexaphenyldisilane by lithium in THF at room temperature takes at least 3 h but the same amount of triphenylsilyllithium can be prepared in 1–2 h by the reaction of triphenylsilylchloride and excess lithium also in THF [50]. This method is the most widely used for aryl-containing silylmetallic reagents owing to the ready availability of the starting materials and the simplicity of the reaction, the only real drawback being the halide content of the final solution. Examples of the range of silylmetallic reagents prepared by this method are  $\text{Ph}_3\text{Me}_{3-n}\text{SiLi}$ , K, Rb, Cs,  $n = 0, 1, 2$  [6,50,51],  $\text{Ph}_2\text{Bu}^t\text{SiLi}$  [52],  $(\text{Bu}^n)_2\text{PhSiLi}$  [53],  $(\text{Et}_2\text{N})_n\text{PhSiLi}$ ,  $n = 1, 2$ , and  $\text{Et}_2\text{NMePhSiLi}$  [54],  $\text{MePhRSiLi}$ ,  $\text{R} = p\text{-Tol}$  or *cyclo*- $\text{C}_6\text{H}_{12}$  [55],  $(o\text{-Tol})_3\text{SiLi}$ , Cs [51],  $\text{mesPhHSiLi}$  [56],  $\text{PhR}_2\text{SiLi}$ ,  $\text{R} = \text{Pr}^i$  or benzyl [57],  $\text{mes}_2\text{HSiLi}$  [58], and  $\text{MeCH}=\text{C}(\text{Me})\text{SiPh}_2\text{Li}$  [59].

As discussed in Section 2.1 Fleming has shown that not all aryl-containing silyl chlorides can be converted to the silyllithium by treatment with lithium in THF; see Scheme 1 in Section 2.1. Some silyl chlorides, such as *p*-TolSiMe<sub>2</sub>SiCl or *p*-isopropoxyphenyldimethylsilylchloride, gave the disilanes which are not cleaved by lithium, while *o*-methoxyphenyldimethylsilylchloride does not even give the disilane. Trityldiphenylsilylbromide,  $\text{Ph}_3\text{CSiPh}_2\text{Br}$ , on the contrary, gave a red solution on treatment with lithium metal in THF; however, this turned out to be trityllithium,  $\text{Ph}_3\text{CLi}$  [24].

Longer chain silylchlorides such as  $\text{Ph}(\text{SiMe}_2)_2\text{Cl}$  can also be treated with lithium metal to give silyllithiums but as Matyjaszewski has shown this is not a simple reaction, and it gives rise to a number of products. The reaction proceeds in four stages. The first involves a short induction period (less than 5 min) in which there is electron transfer from the lithium to the silylchloride which results in the formation of  $\text{Ph}(\text{SiMe}_2)_2\text{Li}$ . This then couples with the silylchloride to give  $\text{Ph}(\text{SiMe}_2)_4\text{Ph}$ ; the reaction remains colourless during this step. In the second stage (5–125 min) green spots appear on the lithium surface as radical anions are formed via the reaction of  $\text{Ph}(\text{SiMe}_2)_4\text{Ph}$  with the lithium metal. These anions then react with the silylchloride to give products of the type  $\text{Ph}(\text{SiMe}_2)_n\text{Ph}$ ,  $n = 2, 3, 4, 5$  and higher, but mainly the tetrasilane  $n = 4$  (50%) and tri- and pentasilanes,  $n = 3$  and 5 (25% each). In the third stage (125–250 min), after the consumption of the silylchloride the radical anions formed from the reaction with the lithium metal attack the chain compounds to give *cyclo*-Si<sub>6</sub>Me<sub>12</sub>. This reaction is observed as green streams from the lithium surface which become red at a distance from the metal and fade in the liquid and has been described as bleeding lithium; by the end of this step the solution has gone from pink to red. In the final stage (beyond 250 min) the solution goes from dark red to dark green and the equilibrium is set up as shown in Scheme 4 [60].



Scheme 4. Reaction of 1-chloro-2-phenyl-1,1,2,2-tetramethyldisilane with excess lithium.

Silylchlorides can also be converted in to silylpotassium reagents by their reaction with two equivalents of potassium graphite in oxolane at 0 °C. The reaction takes only a few minutes and gives excellent yields if there are aryl groups on the silicon but for a trialkylchlorosilane the reaction takes a number of hours and the yields are very low [37]. The very bulky compounds  $\text{Bu}_3\text{SiM}$  ( $\text{M} = \text{Na}$  [61] or  $\text{K}$  [62]) can also be prepared from the  $\text{Bu}_3\text{Si}-\text{X}$  species which are refluxed in a solvent with the metal (Eq. (14)).



| <u>M</u> | <u>X</u> | <u>Solvent</u> |
|----------|----------|----------------|
| Na       | Br       | THF            |
| K        | I        | heptane        |

Silole anions and dianions have also been prepared by the reaction of silole chlorides and dichlorides with lithium metal [63] (Scheme 5). The dianion is the only product from the reaction of the silole dichloride with lithium but it has not been possible to prepare the disilole dianion without the formation of the silole dianion even with reduced amounts of lithium.

### 2.3. Silicon–hydrogen bond cleavage

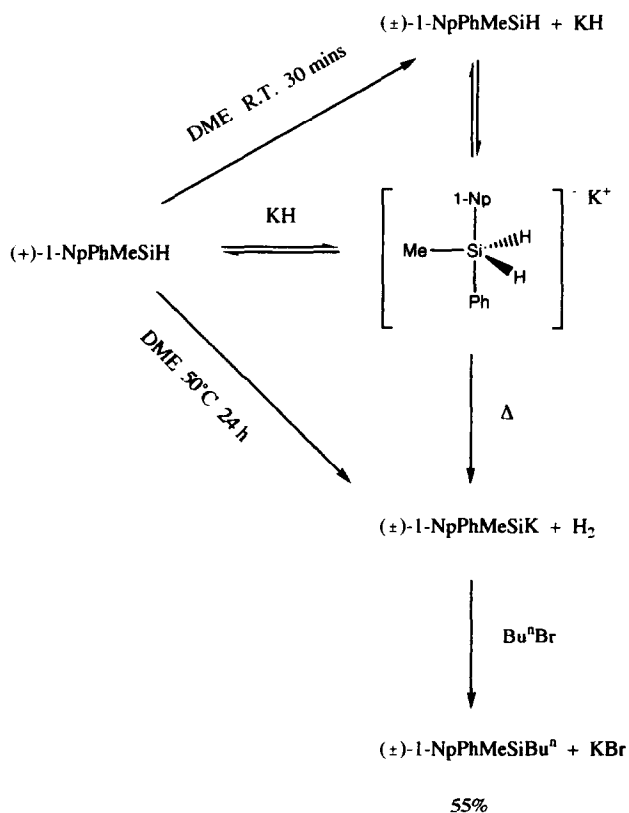
Only a limited number of examples of the preparation of silylmetallic reagents by the reactions between silanes and alkali metal are known. The first stable organosilyl-lithium reagent  $(\text{Ph}_3\text{Ge})_3\text{SiLi}$  was prepared by the reaction of the silane with lithium metal in ethylamine [64]. Triarylsilanes such as triphenylsilane also react with lithium in ether or THF to give triphenylsilyllithium, hexaphenyldisilane and other phenyl-containing products [65].

A much more widely applicable method is the reaction of the silanes with potassium hydrides to give the silylpotassium and hydrogen developed by Corriu and Guerin [33]. This is a very general reaction and has been applied to a wide range of compounds in different solvents [66] (Eqs. (15)–(17)). The reaction is very clean as

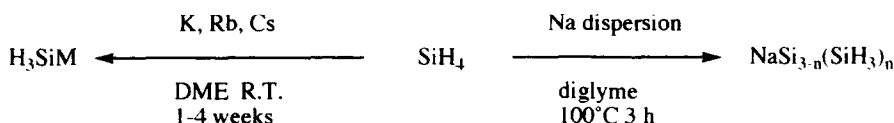


Corriu and coworkers have investigated the mechanism of this reaction using a chiral silane 1-NapPhMeSiH and suggest that it proceeds via a 5-coordinate intermediate [67]. The reaction giving the silylmetallic species only takes place at elevated temperatures and produces a solution of the racemic silylmetallic reagent. At room temperature the addition of a catalytic amount of potassium hydride quickly gives a racemic mixture of the silane (Scheme 6).

The silyl derivatives,  $\text{H}_3\text{SiK}$ , Rb and Cs, can be prepared by the reaction of the metal with silane in DME, these reactions are quite slow with the potassium being the fastest taking one week and the rubidium the slowest taking three to four weeks [68]. If special conditions are used, i.e. a fresh sodium dispersion made via high speed mixing of sodium in diglyme at  $100^\circ\text{C}$  and a continuous flow of silane gas into the reactor maintained at  $100^\circ\text{C}$ , then  $\text{NaSi}(\text{SiH}_3)_3$  can be formed in low yield (18%) together with  $\text{NaH}_{3-n}\text{Si}(\text{SiH}_3)_n$ ,  $n = 1-2$  [69] (Scheme 7).



Scheme 6. A pentacoordinate silicon intermediate in the reaction of silanes with metal hydrides.

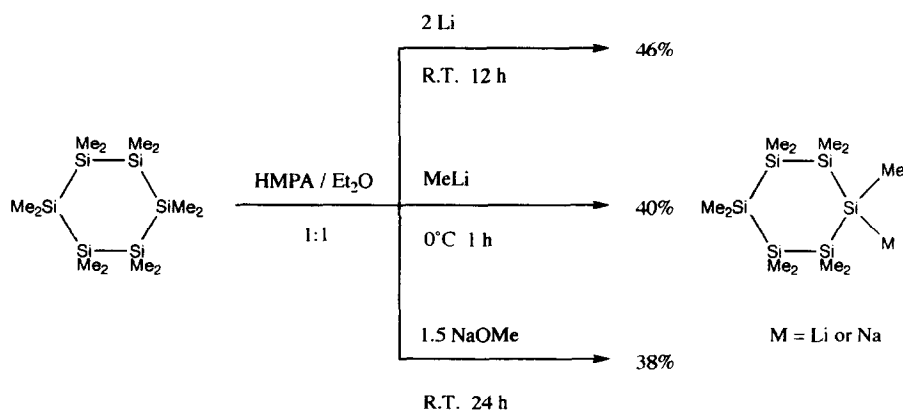


Scheme 7. Reaction of silane with alkali metals.

#### 2.4. Silicon–carbon bond cleavage

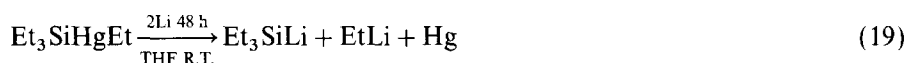
This is generally not a useful synthetic method for the preparation of silylmetallic reagents as most silicon carbon bonds are stable to attack by group 1 metals. Some specific silicon–carbon bonds may, however, be cleaved by the reaction with the alkali metals but this gives solutions of both silyl and organometallic reagents [4]. An example of this type of synthesis is the reaction of tetraphenylsilane with lithium in THF; this gives both triphenylsilyllithium and phenyllithium. This can be used to prepare solutions of the silyllithium reagent because the phenyllithium formed is insoluble in hydrocarbons and can be removed by filtration. The THF is removed and the solid products are washed with hexane and then filtered to give a hexane solution of the triphenylsilyllithium [70].

A more unusual reaction is that of *cyclo*-Si<sub>6</sub>Me<sub>12</sub> with a number of different reagents such as Li, MeLi or metal alkoxides in at least 20% HMPA solutions which give the *cyclo*-Si<sub>6</sub>Me<sub>11</sub>M reagents by cleavage of a methyl group rather than Si–Si cleavage [71]; the different reactions are shown in Scheme 8. The reaction only occurs in HMPA solutions; for example, if methyllithium in ether is added to *cyclo*-Si<sub>6</sub>Me<sub>12</sub> also in ether no reaction is observed, and if HMPA is then added to this a red colour develops when the solution is 17% HMPA. The course of these reactions is probably governed by the stabilizing effect of the ring compared with the open chain analogue, each silicon atom having two stabilizing silyl substituents if the ring is retained and only one if the ring is cleaved.

Scheme 8. Preparation of *cyclo*-Si<sub>6</sub>Me<sub>11</sub>M.

## 2.5. Silicon–mercury bond cleavage

The reaction of a bis(trialkylsilyl)mercury compound with lithium via metal–metal exchange has been used to prepare the trialkylsilyllithium reagents  $\text{Me}_3\text{SiLi}$  [72] or  $\text{Et}_3\text{SiLi}$  [73] (Eqs. (18) and (19)). The reaction of a bis(silyl)mercury compound with sodium–potassium alloy has been used to prepare *cyclo*- $\text{Si}_6\text{Me}_{11}\text{K}$  in a similar way [74]. However, the slow reaction to give the silylmercury reagent and the use of mercury makes this a less attractive route than those discussed earlier in Sections 2.1 and 2.3. This metal–metal exchange is, however, the only currently available route to the bulky  $(\text{Me}_3\text{Si})_3\text{SiM}$  compounds ( $\text{M} = \text{K}, \text{Rb}, \text{Cs}$ ) [75].



## 2.6. Miscellaneous methods

There are a number of other methods that have been used to prepare specific silylmetallic reagents that do not fit into the above categories and these are described below.

### 2.6.1. Cleavage of silicon–oxygen bonds

Triarylsilyl ethers can be cleaved by group 1 metals to give the silylmetallic reagents together with the alkoxides [6]. Hexaphenyldisiloxane can also be cleaved by lithium metal in THF, MeTHF or THP to give both the triphenylsilyllithium and triphenylsiloxylithium; hexamethyldisiloxane is not cleaved by sodium–potassium alloy in ether or by lithium in THF [4].

### 2.6.2. Cleavage of silicon–germanium, tin or lead bonds

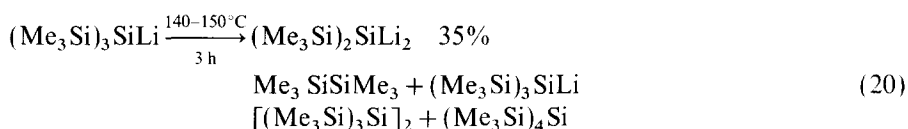
As was described above in Section 2.1 the first preparation of triethylsilyllithium was from the cleavage of triethyl(triphenylgermyl)silane with lithium in ethylamine [31]. Other silicon–germanium, tin or lead bonds can be cleaved in the same way in other solvents but all have the same disadvantage, namely the production of solutions containing mixtures of silylmetallic and other metallic reagents [4].

## 2.7. The preparation of polyolithiosilanes

Currently only one organodilithiosilyl compound,  $(\text{Me}_3\text{Si})_2\text{SiLi}_2$ , has been prepared; this was formed by the pyrolysis of solid  $(\text{Me}_3\text{Si})_3\text{SiLi}$  (Eq. (20)). When the solid  $(\text{Me}_3\text{Si})_3\text{SiLi}$  was heated under an argon atmosphere to  $120^\circ\text{C}$  it became a yellow–green liquid. The temperature was then raised to  $140^\circ\text{C}$ , with periodic evacuation to remove byproducts of  $(\text{Me}_3\text{Si})_4\text{Si}$ ,  $(\text{Me}_3\text{Si})_3\text{SiSi}(\text{SiMe}_3)_3$  and  $\text{Me}_3\text{SiSiMe}_3$ ; the liquid became dark orange over the course of 3 h. This orange liquid was cooled



down and reacted with  $\text{C}_2\text{H}_5\text{OD}$  to give  $(\text{Me}_3\text{Si})_2\text{SiD}_2$  which was isolated in 35% yield [76]. The same group also prepared  $\text{SiLi}_4$  by the lithium vapour reaction with  $\text{SiCl}_4$  in 1977 [77].



### 3. The structures of silyl derivatives of the group 1 metals

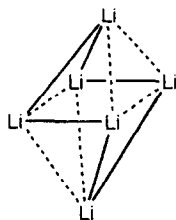
The solid state and solution structures of the organic derivatives of the group 1 metals have been the subject of many studies most of which have involved X-ray crystallography (see for example Refs. [78] and [79] and references therein) or multinuclear NMR investigations. As will be expected from the far smaller number of silicon derivatives available there have been fewer studies carried out although the aims of the work have been the same, to determine the nature of the bonding, ionicity, etc. and to determine the degree of aggregation both in solution and in the solid state.

#### 3.1. X-ray crystallographic studies

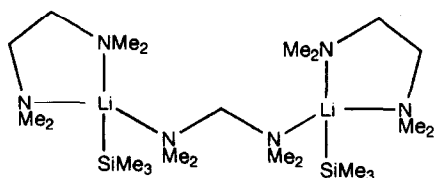
Although there have now been several X-ray crystallographic studies carried out there are too few to make meaningful comparisons either among them as a class of compounds or with their organic analogues. More work needs to be carried out to establish the important factors governing the structures of such compounds. The factors that do seem to be clear from the structures determined so far are that the geometry at silicon is pyramidal and that the Si—Li distance is usually close to that for the sum of the covalent radii for Si and Li of 2.69 Å.

##### 3.1.1. $\text{Me}_3\text{SiLi}$

The first silyllithium compound to be structurally characterized was  $\text{Me}_3\text{SiLi}$  which was found to be hexameric  $(\text{Me}_3\text{SiLi})_6$  when crystallized from cyclohexane solution [80,81]. The structure comprises a six-membered ring of lithium atoms in a distorted highly folded chair arrangement (1) which may alternatively be viewed as an octahedron distorted so as to form a trigonal antiprism. The six triangular faces of the trigonal antiprism each have two short (2.72(2) Å, the full lines in 1) and one long (3.25(2) Å, the broken lines in 1) side and the six  $\text{Me}_3\text{Si}$  groups lie above each of the six faces being closer to the pair of lithium atoms separated by the longer distance (the Si—Li bonds average 2.65 and 2.77 Å) [80,81]. A similar, more regular octahedron of lithium atoms has been found in hexameric cyclohexyllithium  $[(\text{C}_6\text{H}_{11}\text{Li})_6 \cdot 2\text{C}_6\text{H}_6]$  [82] and in hexameric 1-lithiomethyl-2,2,3,3-tetramethylcyclopropane [83] in which the alkyl substituents occupy six of the eight triangular faces of the octahedron.



(1)

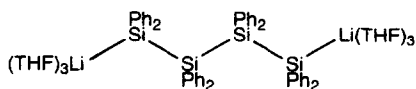


(2)

The structure of the related amine adduct  $(\text{Me}_3\text{SiLi})_2 \cdot 3\text{TMEDA}$  has no Li–Si–Li interactions, the hexameric nature of the solvent free compound being completely broken down on coordination by the TMEDA. The structure, **2**, comprises two four-coordinate lithium atoms bonded to an  $\text{Me}_3\text{Si}$  group and each chelated by one TMEDA molecule, these two units being bridged by the third TMEDA molecule. The Si–Li distances of 2.70 Å are similar to those found in the uncomplexed hexamer [84].

### 3.1.2. $\text{Li}(\text{Ph}_2\text{Si})_4\text{Li}$

When crystallized from pentane–THF the tetrasilane  $\text{Li}(\text{Ph}_2\text{Si})_4\text{Li}$  crystallizes as discrete centrosymmetric molecules with a planar Li–Si<sub>4</sub>–Li arrangement with three molecules of THF coordinated to each lithium atom (**3**). The Si–Li distances are 2.714(10) Å [85], i.e. slightly longer than the value of 2.69 Å for the sum of the covalent radii of Si and Li. It should also be noted that there are similar Si–Li distances in  $\text{Li}_2\text{Hg}(\text{SiMe}_2\text{Ph})_4$  of 2.90 and 3.04 Å and those in  $\text{Li}_2\text{Hg}(\text{SiMe}_3)_4$  are 2.69–3.60 Å, i.e. the shortest distances are similar to those found in  $\text{R}_3\text{SiLi}$  species [86].



(3)

### 3.1.3. $\text{Ph}_3\text{SiLi}$

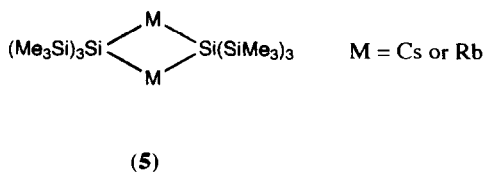
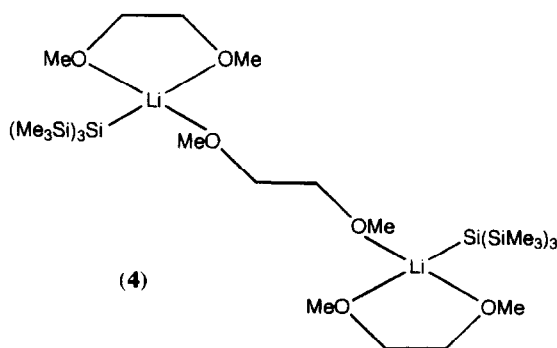
Although it is one of the most readily available silyllithium compounds the structure of  $\text{Ph}_3\text{SiLi}$  was not determined until 1993. On crystallization from a hexane–THF mixture the compound forms a simple solvated species  $\text{Ph}_3\text{SiLi} \cdot 3\text{THF}$  with a pyramidal geometry at silicon and an Si–Li distance of 2.672(9) Å [87]. The structure of the organometallic analogue  $\text{Ph}_3\text{CLi} \cdot \text{TMEDA}$  is also monomeric although in this case there are lithium interactions with three of the aryl carbon atoms as well as with the central methine carbon atom [88].

### 3.1.4. $(\text{Me}_3\text{Si})_3\text{Si}-\text{M}$ species ( $\text{M} = \text{Li}, \text{K}, \text{Rb}$ or $\text{Cs}$ )

The structure of the commonly used reagent  $(\text{Me}_3\text{Si})_3\text{SiLi} \cdot 3\text{THF}$  was reported in 1993 to be monomeric with a pyramidal geometry at silicon and an Si–Li distance of 2.669(13) Å [87]. The related compound  $(\text{Me}_3\text{Si})_3\text{SiLi} \cdot 1.5\text{DME}$  has a bridged dimeric structure  $[(\text{Me}_3\text{Si})_3\text{SiLi}]_2 \cdot [\text{DME}]_3$  (**4**), similar in overall geometry to  $[(\text{Me}_3\text{SiLi})_2] \cdot [\text{TMEDA}]_3$ , with shorter Si–Li distances of 2.630(5) Å [89].

The silylsilyllithium compound  $(\text{Me}_3\text{Si})_3\text{SiLi} \cdot 3\text{THF}$  also cocrystallizes with  $(\text{Me}_3\text{Si})_4\text{Si}$  as  $[(\text{Me}_3\text{Si})_4\text{Si}][(\text{Me}_3\text{Si})_3\text{SiLi} \cdot 3\text{THF}]_2$ , the structure of neither component of the mixing being substantially different from that found for the compounds crystallized independently, the Si–Li distance being 2.674(13) in the mixture and 2.644(12) Å in  $(\text{Me}_3\text{Si})_3\text{SiLi} \cdot 3\text{THF}$ , the corresponding values for average Si–Si–Li angles being 116.4(1)° and 115.8(2)° [90].

The solid state structures of  $(\text{Me}_3\text{Si})_3\text{SiM}$  ( $\text{M} = \text{Rb}$  or  $\text{Cs}$ ) have also been determined as toluene solvates  $[(\text{Me}_3\text{Si})_3\text{SiRb}]_2 \cdot \text{toluene}$  and  $[(\text{Me}_3\text{Si})_3\text{SiCs}]_2 \cdot (\text{toluene})_3$ . Both compounds have structures comprising folded alkali metal bridged dimers (**5**). The rubidium compound has Rb–Si distances of 3.532(4)–3.616(4) Å, angles at Rb of 95.4(1)° and 98.3(1)° and Rb–Si–Rb angles of 74.2(1)° and 74.3°. The corre-



sponding values for the caesium compound are  $3.774(2)$ – $3.850(2)$  Å,  $92.0(1)^\circ$  and  $93.6(1)^\circ$ , and  $80.9(1)^\circ$  and  $80.4(1)^\circ$ . The fold angles for the Rb and Cs compounds are  $139.5^\circ$  and  $143.5^\circ$  respectively [75].

### 3.1.5. $MSiH_3$ species

The structure of  $KSiH_3$  obtained from monoglyme solution at room temperature was found to be of the cubic NaCl type, containing discrete  $K^+$  and  $H_3Si^-$  ions [91]. An orthorhombic form of  $KSiH_3$  may also be obtained from monoglyme–pentane at  $-5^\circ\text{C}$ ; again the structure comprises isolated  $K^+$  and pyramidal  $SiH_3^-$  ions with  $K \cdots Si$  distances of  $3.56$ – $3.86$  Å [92]. A further study of  $MSiH_3$  ( $M = K, Cs, \text{ or } Rb$ ) species found that they were all of the NaCl structure with lattice constants  $a$  of  $7.23$  Å,  $7.52$  Å and  $7.86$  Å respectively. The  $H_3Si^-$  ion was estimated to have an effective ionic radius of  $2.26 \pm 0.04$  Å [68].

### 3.2. Nuclear magnetic resonance

The Si–Si–Si angle of  $102.1^\circ$  in  $(Me_3Si)_3SiLi \cdot THF$  in the solid state indicates a pyramidal geometry at the central silicon atom and ionic character for the  $(Me_3Si)_3Si$  group.  $^7Li$  and  $^{29}Si$  NMR studies in aromatic solvents, however, show that there is a significant covalent contribution to the Si–Li interaction as a well resolved quartet.  $^1J(^{29}Si-^7Li)$  of  $38.6$  Hz at room temperature from the  $^{29}Si$  spectrum is observed and indicates that the solution species, as in the solid state, is monomeric [90]. The  $^{29}Si$  chemical shift for the central silicon in  $(Me_3Si)_3SiLi \cdot 3THF$  has been variously reported to be  $-189.4$  ppm at room temperature in  $C_7H_8-C_6D_6$  solution [90] and  $-185.8$  in  $C_6D_6$  [89] and also in benzene solution as  $-187.4$  ppm,  $^1J(^{29}Si-^{29}Si) = 14$  Hz, and the  $^7Li$  shift in benzene solution to be  $1.28$  ppm [93]. The high field  $^{29}Si$  NMR shifts of the central silicon atom suggest a high degree of anionic character and values for  $(Me_3Si)_3SiM$  are  $-185.7$  ppm,  $-184.4$  ppm and  $-179.4$  ppm respectively for  $M = K, Rb$  and  $Cs$  in benzene solution [75]. It should be noted that the analogous carbon compound  $(Me_3Si)_3CLi$  actually has the formulation  $\{[(Me_3Si)_3C]_2Li\}^- [Li(THF)_4]^+$  in the solid state and undergoes complicated exchange processes in solution [94].

At  $303$  K in THF solution the chemical shift of the SiLi silicons in  $Li(SiPh_2)_4Li$  is a single resonance at  $-28.54$  ppm exhibiting no coupling to  $^7Li$  but at  $173$  K there are three signals at  $-22.9$  ppm,  $-24.5$  ppm and  $-38.1$  ppm with  $^1J(^7Li-^{29}Si)$  couplings of  $40$  Hz,  $42$  Hz and  $32.8$  Hz respectively. The  $^7Li$  NMR spectra display two resonances at all temperatures. Thus, although the structure in the solid state is a single symmetrical species, in THF solution there are several exchange processes occurring but it is not clear what the natures of the exchanging species are [85].

The  $^{29}Si$  chemical shift of about  $-9$  ppm for  $Ph_3Si^6Li$  does not vary greatly with solvent (THF, 2-MeTHF or DME) or with temperature until at  $173$  K in MeTHF the single resonance resolves into a triplet with  $^1J(^{29}Si-^6Li) = 17$  Hz, implying a monomeric structure ( $^6Li, I = 1$ ), lithium exchange being rapid at higher temperatures and with the better cation solvating solvent DME. On reducing the number of phenyl group substituents the  $^{29}Si$  NMR chemical shift moves upfield to about

–21 ppm and –28 ppm respectively for  $\text{Ph}_2\text{MeSi}^6\text{Li}$  and  $\text{PhMe}_2\text{Si}^6\text{Li}$  and the rate of exchange decreases such that at 193 K triplets are observed for both species in MeTHF ( $J(^{29}\text{Si}-^6\text{Li}) = 16$  Hz and 18 Hz respectively). Similar chemical shift trends are seen for  $\text{Ph}_n\text{Me}_{3-n}\text{SiK}$  ( $n = 1, 2$  or 3) species in THF solution [95]. The similar coupling constants for all three species imply similar Si–Li bonding in all three species. The  $^{29}\text{Si}$  NMR spectrum of  $\text{PhMe}_2\text{Si}^7\text{Li}$  at 173 K in THF exhibits a quartet ( $^7\text{Li}$ ,  $I = 3/2$ ),  $J(^7\text{Li}-^{29}\text{Si}) = 51$  Hz. The ratio of the two couplings involving  $^6\text{Li}$  and  $^7\text{Li}$  is close to that expected from the ratio of the NMR frequencies for the two nuclei [96]. These NMR studies are thought to show that the solution structures are best described as contact ion pairs. In toluene solution at  $-80^\circ\text{C}$  the  $^{29}\text{Si}$  NMR spectrum of  $\text{Ph}_3\text{SiLi} \cdot 3\text{THF}$  is a quartet centred at 9.28 ppm with  $^1J(^{29}\text{Si}-^7\text{Li})$  of 45 Hz. This also suggests that the Si–Li bond is retained in solution and that the species is monomeric [87].  $^{29}\text{Si}$  NMR spectroscopy has also been used to investigate the silylcuprates formed on the reaction between  $\text{PhMe}_2\text{SiLi}$  and copper salts,  $\text{PhMe}_2\text{SiLi}$  having a shift in THF of –28.5 ppm at room temperature [97].

Comparisons of  $^{13}\text{C}$  and  $^7\text{Li}$  NMR data for  $\text{Ph}_n\text{Me}_{3-n}\text{SiM}$  ( $\text{M} = \text{Li}$  or  $\text{K}$ ,  $n = 1, 2$  or 3) in various solvents also suggest that there is significant interaction between Si and M in such systems [23]. Analysis of the  $^{13}\text{C}$  chemical shift data for these compounds suggests that the shifts for the aromatic carbon atoms are most significantly affected by  $\pi$  polarizing rather than conjugative effects [23,98] although these data differ from those reported in earlier work [99].

A variable temperature  $^7\text{Li}$  NMR study of mixtures of silyllithium species in THF and in MeTHF has, however, provided evidence that the Si–Li interaction is predominantly ionic. At room temperature mixtures of  $\text{Ph}_3\text{SiLi}$  with  $\text{Ph}_2\text{MeSiLi}$  or  $\text{PhMe}_2\text{SiLi}$  give single sharp resonances in the  $^7\text{Li}$  spectrum but at  $-90^\circ\text{C}$  there are two signals resolved in a THF solution of  $\text{Ph}_3\text{SiLi}$  and  $\text{PhMe}_2\text{SiLi}$  and for an MeTHF solution of  $\text{Ph}_3\text{SiLi}$  and  $\text{Ph}_2\text{MeSiLi}$ . Together with the fact that the  $^7\text{Li}$  chemical shift varies little for the three compounds the data suggest that a bimolecular exchange occurs between the two monomeric compounds which is responsible for the collapse of the  $^7\text{Li}$  signals for the two species at high temperatures [100]. It has also been argued that the well-resolved  $^{29}\text{Si}-^7\text{Li}$  coupling at low temperatures is indicative of a mainly ionic bonding mode as significant covalency might be expected to quench coupling by quadrupolar-induced relaxation [100].

A variable temperature  $^1\text{H}$  NMR study of  $\text{Pr}^i_2\text{PhSiLi}$  shows that the diastereotopic propyl protons remain inequivalent up to  $185^\circ\text{C}$  suggesting a slow inversion at silicon on the NMR timescale with a barrier to inversion of at least  $100 \text{ kJ mol}^{-1}$  [57].

## 4. The reactions of silyl derivatives of the group 1 metals

### 4.1. With compounds of the *p* block elements

The reactions between silyl derivatives of the group 1 elements and metal or metalloid halides are largely what might be anticipated by analogy with organoli-

thium compounds, i.e. substitution of one or more halogen atoms or other good leaving groups by silyl groups at the reactive centre (Eq. (21)). Exceptions to this type of reaction are insertion into the Si–Li bond by the group 16 elements Se and Te to give  $(\text{Me}_3\text{Si})_3\text{SiELi}$  species [101–103], substitution of hydrogen in Si–H containing compounds instead of halogen, for example the formation of  $(\text{H}_3\text{Si})_3\text{SiK}$  from  $\text{H}_3\text{SiK}$  and  $\text{SiH}_4$  [104], and the reaction of group 13 alkyls to give addition products in which the group 13 element is four coordinate, e.g.  $[(\text{Me}_3\text{Si})_3\text{SiAlMe}_3][\text{Li}(\text{THF})_4]$  from the reaction between  $(\text{Me}_3\text{Si})_3\text{SiLi}$  and  $\text{Al}_2\text{Me}_6$  [105]. Simple substitution reactions also occur readily with organic acid chlorides to give acyl silanes which have been used as photochemical precursors to silenes (see for example Ref. [106] and others in Table 1).



The products from the reactions of silyl group 1 derivatives to give products of interest in organometallic and inorganic chemistry, their yields and reaction conditions are given in Table 1; a summary of the important features of such reactions is given below.

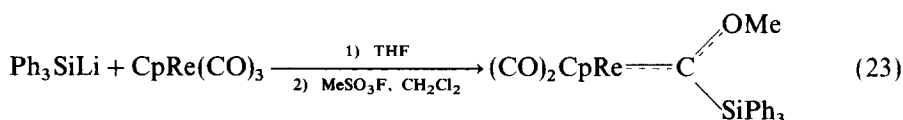
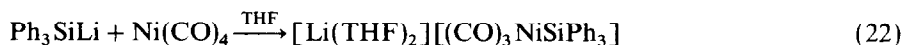
Perhaps the main constraint on the general reaction given in Eq. (21), apart from the availability of some of the starting materials when compared with the analogous organolithium reaction, is steric. As has been described above, by far the most readily prepared and widely used silyllithium reagents are  $\text{Ph}_3\text{SiLi}$  and  $(\text{Me}_3\text{Si})_3\text{SiLi} \cdot 3\text{THF}$  both of which are bulky, the latter being the more bulky of the two. This means that a relatively small number of such groups can be attached to an atom when compared with readily available carbon compounds having small substituents such as  $\text{H}_3\text{CLi}$ ,  $n\text{-BuLi}$  or  $\text{PhLi}$ . For example, although it is possible to substitute all four chlorine atoms in  $\text{SiCl}_4$  for Me,  $n\text{-Bu}$ , or Ph with organolithium reagents it is only possible to attach three  $\text{Ph}_3\text{Si}$  groups (in very low yield) to silicon using  $\text{SiHCl}_3$  [25] and only one  $(\text{Me}_3\text{Si})_3\text{Si}$  group in the reaction between  $(\text{Me}_3\text{Si})_3\text{SiLi} \cdot 3\text{THF}$  and  $\text{SiCl}_4$  [146]. A larger central atom such as tin will, however, accommodate two such groups as for example in  $[(\text{Me}_3\text{Si})_3\text{Si}]_2\text{SnCl}_2$  formed in the reaction between  $(\text{Me}_3\text{Si})_3\text{SiLi} \cdot 3\text{THF}$  and  $\text{SnCl}_4$  [151,154] and three groups are thought to be attached to lead in  $[(\text{Me}_3\text{Si})_3\text{Si}]_3\text{PbK}$  [178]. The geometry around the metal or metalloid is also important and two  $(\text{Me}_3\text{Si})_3\text{Si}$  groups may be attached to trigonal planar boron, e.g. in  $[(\text{Me}_3\text{Si})_3\text{Si}]_2\text{BNMe}_2$  [93], or to atoms in which a linear arrangement is to be expected as in  $[(\text{Me}_3\text{Si})_3\text{Si}]_2\text{M}$  ( $\text{M} = \text{Zn}, \text{Cd}, \text{or Hg}$ ) [48,166]; see Table 1 for further details. (It should also be noted that the alkyl analogue  $(\text{Me}_3\text{Si})_3\text{CLi}$  is even more sterically demanding and is used widely in the preparation of low coordinate organometallic compounds (see for example Ref. [179] and references therein).) Reaction of a smaller silyllithium does allow tetrasubstitution at silicon, for example the reaction between  $\text{PhMe}_2\text{SiLi}$  and  $\text{SiCl}_4$  does give a low yield of  $(\text{PhMe}_2\text{Si})_4\text{Si}$  [114]. As long as only one of these large silyl groups is required in the product the yields from reactions of the type shown in Eq. (21) (details in Table 1) are generally good although the solvent THF may be troublesome and reduce yields thus requiring the use of more inert solvents such as toluene or alkanes.

Reactions have often been carried out at low temperature although many reactions have been carried out at room temperature or even at reflux temperatures.

#### 4.2. With compounds of the d and the f block elements

The reactions between the silyl derivatives of group 1 and d or f block metal compounds are generally of the same type as shown for the p block compounds in Eq. (21). Similar reaction conditions may be used and again larger atoms and a suitable geometry at the metal centre may allow the substitution of more than one bulky silyl group. The synthesis of transition metal silyl complexes using alkali metal derivatives of silicon has become popular only relatively recently particularly with the widespread use of  $(\text{Me}_3\text{Si})_3\text{SiLi}$ . This synthetic route to transition metal derivatives has to compete with the more established routes of oxidative addition of an Si–H containing compound to a coordinatively unsaturated metal centre and of reaction of a silyl halide with a transition metal anion (for a review of these types of synthesis see Ref. [180] and references therein) both of which are less readily applied to p-block compounds. One of the reasons for the preparation of silyl metal complexes is their interest as intermediates in important catalytic cycles such as hydrosilylation. Table 2 shows a wide range of products derived from the reaction of a silyl group 1 derivative and it is clear that there are many analogies with the reactions shown in Table 1.

Silyllithium reagents may also displace a neutral ligand such as CO or COD from a metal centre to give an anionic product as, for example, in Eq. (22) [192] (see also examples in Table 2) although in the case of CO this reaction may have to compete with that of silyl carbene formation resulting from attack of the silyl anion on CO as, for example, in Eq. (23) [218–221]. It should perhaps be noted that  $\text{R}_3\text{Si}^-$  is isoelectronic with  $\text{R}_3\text{P}$  and that it is pyramidal and may therefore act in a similar Lewis basic manner in transition metal complexes although this property does not seem to have been widely exploited.



#### 4.3. With organic compounds

It is not within the remit of this review to cover in depth the uses of silylmetallic reagents in synthetic organic chemistry which have been covered elsewhere [1,2]. However, this is too important an area to ignore, so an overview of this topic will be included below.

The readily prepared and widely used silylmetallic reagents  $\text{Ph}_3\text{SiLi}$  and  $(\text{Me}_3\text{Si})_3\text{SiLi}$  dominate the inorganic chemistry of silylmetallic reagents. Both of these are extremely bulky when compared with the common organolithium and

Table 1  
Selected reaction of silyl derivatives of group 1 metals with main group compounds

| Silyl derivative       | Main group compound   | Conditions                             | Product   | Yield (%) | Reference |
|------------------------|---|--|---|-----------|-----------|
| Me <sub>3</sub> SiLi   | BMe <sub>3</sub>  | Hexane                                 | Li[Me <sub>3</sub> BSiMe <sub>3</sub> ]   | 86        | [107]     |
|                        | BEt <sub>3</sub>  | Hexane, –78°C                          | Li[Et <sub>3</sub> BSiMe <sub>3</sub> ]   | 86        | [107]     |
|                        | Me <sub>2</sub> BOMe  | Hexane, –78°C                          | Li[Me <sub>2</sub> B(SiMe <sub>3</sub> ) <sub>2</sub> ]   | 58        | [107]     |
|                        | MeB(OMe) <sub>2</sub>   | Hexane, –78°C                          | Li[MeB(SiMe <sub>3</sub> ) <sub>3</sub> ]   | 60        | [107]     |
|                        | B(OMe) <sub>3</sub>   | Hexane, –78°C                          | Li[B(SiMe <sub>3</sub> ) <sub>4</sub> ]   | 50        | [107]     |
|                        | Bu <sup>t</sup> <sub>3</sub> BBBu <sup>t</sup> (OMe)                        |  | Bu <sup>t</sup> <sub>3</sub> BBBu <sup>t</sup> (SiMe <sub>3</sub> )                             |           | [108]     |
|                        | AlBr <sub>3</sub>   | Pentane–hexane, –70°C                  | Li[Al(SiMe <sub>3</sub> ) <sub>4</sub> ]  | 63        | [109]     |
|                        | RCl <sup>a</sup>  |  | RSiEt <sub>3</sub>  | 74        | [110]     |
|                        | MeMgI   | THF, 0°C                               | PhMe <sub>2</sub> SiMgMe  |           | [111]     |
|                        | Et <sub>2</sub> AlCl  | THF–hexane                             | PhMe <sub>2</sub> SiAlEt <sub>2</sub>   |           | [111]     |
|                        | 1-Br <sub>10</sub> H <sub>15</sub>  | C <sub>6</sub> H <sub>12</sub> , 100°C | 1-(PhMe <sub>2</sub> Si)C <sub>10</sub> H <sub>15</sub>   | 93        | [112]     |
|                        | H <sub>2</sub> SiCl <sub>2</sub>  | 2:1 ratio                              | (PhMe <sub>2</sub> Si) <sub>2</sub> SiH <sub>2</sub>  |           | [113]     |
|                        | SiCl <sub>4</sub>   | THF–Et <sub>2</sub> O, –40°C           | (PhMe <sub>2</sub> Si) <sub>4</sub> Si  | 14.6      | [114]     |
| Et <sub>3</sub> SiLi   | Me <sub>3</sub> SiCl  | THF                                    | Me <sub>3</sub> SiSiMe <sub>2</sub> Ph  |           | [115]     |
| PhMe <sub>2</sub> SiLi | Bu <sup>t</sup> Me <sub>2</sub> SiCl  | THF                                    | Bu <sup>t</sup> Me <sub>2</sub> SiSiMe <sub>2</sub> Ph  | 76        | [116]     |
|                        | Me <sub>2</sub> SiCl <sub>2</sub>   | 2:1                                    | (PhMe <sub>2</sub> Si) <sub>2</sub> SiMe <sub>2</sub>   | 30        | [117,118] |
|                        | ( <i>n</i> -C <sub>6</sub> H <sub>11</sub> ) <sub>2</sub> SiCl <sub>2</sub> | 2:1 ratio                              | (PhMe <sub>2</sub> Si) <sub>2</sub> Si( <i>n</i> -C <sub>6</sub> H <sub>11</sub> ) <sub>2</sub> |           | [119]     |
|                        | PhMeSiHCl   | THF                                    | PhMe <sub>2</sub> SiSiPhMeH   | 49        | [120]     |
|                        | Me <sub>3</sub> SiSiMe <sub>2</sub> Cl                                      | THF                                    | Me <sub>3</sub> SiSiMe <sub>2</sub> SiMe <sub>2</sub> Ph  | 75        | [121]     |
|                        | Cl(SiMe <sub>2</sub> ) <sub>n</sub> SiMe <sub>2</sub> Ph                    |  | PhMe <sub>2</sub> Si(SiMe <sub>2</sub> ) <sub>n</sub> SiMe <sub>2</sub> Ph ( <i>n</i> = 1–3)    |           | [122]     |
|                        | Cl(SiMe <sub>2</sub> ) <sub>3</sub> Cl                                      | THF, –70°C                             | PhMe <sub>2</sub> Si(SiMe <sub>2</sub> ) <sub>3</sub> SiMe <sub>2</sub> Ph                      |           | [123]     |
|                        | Ph <sub>3</sub> SiSiPh <sub>2</sub> OTf                                     | DME, –50°C                             | Ph <sub>3</sub> SiSiPh <sub>2</sub> SiMe <sub>2</sub> Ph  |           | [124]     |
|                        | (TiOPh <sub>2</sub> Si) <sub>2</sub>  | DME, –50°C, 2:1 ratio                  | (PhMe <sub>2</sub> SiSiPh <sub>2</sub> ) <sub>2</sub>   |           | [124]     |
|                        | (TiOMe <sub>2</sub> Si) <sub>2</sub>  | 2:1 ratio                              | (PhMe <sub>2</sub> SiSiMe <sub>2</sub> ) <sub>2</sub>   |           | [125]     |
|                        | (TiOPhMeSi) <sub>2</sub>  | 2:1 ratio                              | (PhMe <sub>2</sub> SiSiPhMe) <sub>2</sub>   |           | [125]     |
|                        | Cp(CO) <sub>2</sub> FeGeMe <sub>2</sub> Cl                                  |  | Cp(CO) <sub>2</sub> FeGeMe <sub>2</sub> SiMe <sub>2</sub> Ph                                    | 16        | [126]     |
|                        | Me <sub>2</sub> SiHCl   | THF                                    | Ph <sub>2</sub> MeSiSiMe <sub>2</sub> H   | 74        | [120]     |
|                        | PhMeSiHCl   | THF                                    | Ph <sub>2</sub> MeSiSiPhMeH   | 45        | [120]     |
|                        | MeSi(NEt <sub>2</sub> ) <sub>2</sub> OTf                                    |  | (Et <sub>2</sub> N) <sub>2</sub> MeSiSiPh <sub>2</sub> Me                                       |           | [127]     |



|  |  |                                     |   |      |           |
|--|--|-------------------------------------|---|------|-----------|
| Ph <sub>2</sub> Bu <sup>+</sup> SiLi                   | Me <sub>3</sub> SiCl<br>thexylMe <sub>2</sub> SiCl | THF, –78°C                          | Ph <sub>2</sub> Bu <sup>+</sup> SiSiMe <sub>3</sub>                                     | 86   | [128]     |
|  | Me <sub>2</sub> SiCl <sub>2</sub>                  | THF, –78°C                          | Ph <sub>2</sub> Bu <sup>+</sup> SiSiMe <sub>2</sub> thexyl                              | 85   | [128]     |
|  | mes <sub>2</sub> SiCl <sub>2</sub>                 | THF, –78°C, 2:1 ratio               | (Ph <sub>2</sub> Bu <sup>+</sup> Si) <sub>2</sub> SiMe <sub>2</sub>                     | 56   | [128]     |
|  | BPh <sub>3</sub>                                   | THF, room temperature               | mes <sub>2</sub> Si(Cl)SiPh <sub>2</sub> Bu <sup>+</sup>                                | 74   | [129]     |
| Ph <sub>3</sub> SiLi                                   | SiHCl <sub>3</sub>                                 | THF                                 | Li[Ph <sub>3</sub> BSiPh <sub>3</sub> ]   |      | [130]     |
|  | Ph <sub>2</sub> SiCl <sub>2</sub>                  | THF, 3:1 ratio                      | (Ph <sub>3</sub> Si) <sub>3</sub> SiH   | 4.4  | [25]      |
|  | Me <sub>2</sub> Si(C≡CPh)OTf                       | THF, –78°C, 2:1 ratio               | (Ph <sub>3</sub> Si) <sub>2</sub> SiPh <sub>2</sub>                                     | 12.1 | [131]     |
|  | Bu <sub>2</sub> Si(PPPh <sub>2</sub> )OTf          | THF, –78°C                          | Me <sub>2</sub> Si(S≡CPh)SiPh <sub>3</sub>  |      | [75,132]  |
|  | Ph <sub>2</sub> GeCl <sub>2</sub>                  | THF, –78°C                          | Bu <sub>2</sub> Si(PPPh <sub>2</sub> )SiPh <sub>3</sub>                                 |      | [133]     |
|  | Cp(CO) <sub>2</sub> FeGeMe <sub>2</sub> Cl         | THF, –78°C, 2:1 ratio               | (Ph <sub>3</sub> Si) <sub>2</sub> GePh <sub>2</sub>                                     | 37   | [131]     |
|  | RCI <sup>a</sup>                                   |                                     | Cp(CO) <sub>2</sub> FeGeMe <sub>2</sub> SiPh <sub>3</sub>                               | 18   | [126]     |
|  | RCI <sup>b</sup>                                   |                                     | RSiPh <sub>3</sub>  | 62   | [134]     |
|  | RCI <sup>c</sup>                                   |                                     | RSiPh <sub>3</sub>  | 31   | [134]     |
|  | RCI <sup>d</sup>                                   |                                     | RSiPh <sub>3</sub>  | 30   | [134]     |
| (Me <sub>3</sub> Si) <sub>2</sub> MeSiLi               | C <sub>10</sub> H <sub>15</sub> C(O)Cl             | Pentane                             | (Me <sub>3</sub> Si) <sub>2</sub> MeSiC(O)C <sub>10</sub> H <sub>15</sub>               | 51   | [44]      |
| (Me <sub>3</sub> Si) <sub>2</sub> Bu <sup>+</sup> SiLi | C <sub>10</sub> H <sub>15</sub> C(O)Cl             | THF – pentane                       | (Me <sub>3</sub> Si) <sub>2</sub> Bu <sup>+</sup> SiC(O)C <sub>10</sub> H <sub>15</sub> | 38   | [44]      |
| (Me <sub>3</sub> Si) <sub>2</sub> PhSiLi               | C <sub>10</sub> H <sub>15</sub> C(O)Cl             | Pentane                             | (Me <sub>3</sub> Si) <sub>2</sub> PhSiC(O)C <sub>10</sub> H <sub>15</sub>               | 57   | [44]      |
|  | Bu <sup>+</sup> C(O)Cl                             | Pentane, 0°C                        | (Me <sub>3</sub> Si) <sub>2</sub> PhSiC(O)Bu <sup>+</sup>                               | 81   | [44]      |
|  | Et <sub>3</sub> CC(O)Cl                            | Pentane                             | (Me <sub>3</sub> Si) <sub>2</sub> PhSiC(O)CEt <sub>3</sub>                              |      | [44]      |
|  | mesC(O)Cl  | Pentane                             | (Me <sub>3</sub> Si) <sub>2</sub> PhSiC(O)mes   | 54   | [44]      |
| (Me <sub>3</sub> Si) <sub>3</sub> SiLi.3THF            | MgBr <sub>2</sub>                                  | Et <sub>2</sub> O                   | (Me <sub>3</sub> Si) <sub>3</sub> SiMgBr  |      | [135]     |
|  | Me <sub>3</sub> SiMeNBF <sub>2</sub>               | Toluene–hexane                      | (Me <sub>3</sub> Si) <sub>3</sub> SiBFNMe(SiMe <sub>3</sub> )                           | 50   | [136]     |
|  | Me <sub>3</sub> SiEtNBF <sub>2</sub>               | Toluene–hexane                      | (Me <sub>3</sub> Si) <sub>3</sub> SiBFNEt(SiMe <sub>3</sub> )                           | 62   | [136]     |
|  | Me <sub>3</sub> SiPr <sup>i</sup> NBF <sub>2</sub> | Toluene–hexane                      | (Me <sub>3</sub> Si) <sub>3</sub> SiBFNPr <sup>i</sup> (SiMe <sub>3</sub> )             | 74   | [136]     |
|  | Me <sub>3</sub> SiBu <sup>+</sup> NBF <sub>2</sub> | Toluene–THF                         | (Me <sub>3</sub> Si) <sub>3</sub> SiBFNBu <sup>+</sup> (SiMe <sub>3</sub> )             | 62   | [136]     |
|  | (Me <sub>3</sub> Si) <sub>2</sub> NBF <sub>2</sub> | Toluene–THF                         | (Me <sub>3</sub> Si) <sub>3</sub> SiBFN(SiMe <sub>3</sub> ) <sub>2</sub>                | 51   | [136,137] |
|  | Me <sub>2</sub> BBr                                | Toluene, –60°C                      | (Me <sub>3</sub> Si) <sub>3</sub> SiBMe <sub>2</sub>                                    | 56.7 | [93]      |
|  | BBNBBR   | Toluene, –60°C                      | (Me <sub>3</sub> Si) <sub>3</sub> SiBBN   | 25.4 | [93]      |
|  | (Me <sub>2</sub> N) <sub>2</sub> BCl               | Toluene, –10°C                      | (Me <sub>3</sub> Si) <sub>3</sub> SiB(NMe <sub>2</sub> ) <sub>2</sub>                   | 81   | [93]      |
|  | Me <sub>2</sub> NBCl <sub>2</sub>                  | Hexane, –75°C                       | [(Me <sub>3</sub> Si) <sub>3</sub> Si] <sub>2</sub> BNMe <sub>2</sub>                   | 81   | [93]      |
|  | TMPBCl <sub>2</sub>                                | Toluene–THF                         | (Me <sub>3</sub> Si) <sub>3</sub> SiBCITMP  | 13   | [136]     |
|  | BMe <sub>3</sub>                                   | Toluene, –196°C to room temperature | Li[(Me <sub>3</sub> Si) <sub>3</sub> SiBMe <sub>3</sub> ]                               |      | [93]      |
|  | Al <sub>2</sub> Cl <sub>6</sub>                    | Pentane                             | (Me <sub>3</sub> Si) <sub>3</sub> SiAlCl <sub>2</sub> .THF                              | 60   | [105]     |
|  |  | Toluene, –78°C                      | [Li(THF) <sub>4</sub> ][(Me <sub>3</sub> Si) <sub>3</sub> SiAlCl <sub>3</sub> ]         |      | [138]     |

Table 1 (continued)

| Silyl derivative | Main group compound                                      | Conditions                   | Product   | Yield (%) | Reference  |
|------------------|--|------------------------------|---|-----------|------------|
|                  | Me <sub>2</sub> AlCl                                     | Pentane                      | (Me <sub>3</sub> Si) <sub>3</sub> SiAlMe <sub>2</sub> , THF   | 81        | [105]      |
|                  | Et <sub>2</sub> AlCl                                     | Pentane                      | (Me <sub>3</sub> Si) <sub>3</sub> SiAlEt <sub>2</sub> , THF   | 78        | [105]      |
|                  | EtAlCl <sub>2</sub>                                      | Pentane                      | (Me <sub>3</sub> Si) <sub>3</sub> SiAlEtCl, THF   | 83        | [105]      |
|                  | AlMe <sub>3</sub>  | Pentane                      | [Li(THF) <sub>4</sub> ][[(Me <sub>3</sub> Si) <sub>3</sub> SiAlMe <sub>3</sub> ]]                       | 88        | [105]      |
|                  | AlEt <sub>3</sub>  |                              | [Li(THF) <sub>4</sub> ][[(Me <sub>3</sub> Si) <sub>3</sub> SiAlEt <sub>3</sub> ]]                       | 80        | [105]      |
|                  | GaCl <sub>3</sub>  | Et <sub>2</sub> O, –78°C     | [(Me <sub>3</sub> Si) <sub>3</sub> Si] <sub>2</sub> Ga(μ-Cl) <sub>2</sub> Li(THF) <sub>2</sub> ]        |           | [139]      |
|                  | (TMP) <sub>2</sub> GaCl                                  | Et <sub>2</sub> O, –78°C     | (Me <sub>3</sub> Si) <sub>3</sub> SiGa(TMP) <sub>2</sub>  | 60        | [140]      |
|                  | InCl <sub>3</sub>  | Et <sub>2</sub> O, –78°C     | [(Me <sub>3</sub> Si) <sub>3</sub> Si] <sub>2</sub> In(μ-Cl) <sub>2</sub> Li(THF) <sub>2</sub> ]        |           | [139]      |
|                  | HC(O)OEt   | Pentane, –78°C               | (Me <sub>3</sub> Si) <sub>3</sub> SiC(O)H   | 20–30     | [141]      |
|                  | (MeO) <sub>3</sub> PO                                    | THF–Et <sub>2</sub> O        | (Me <sub>3</sub> Si) <sub>3</sub> SiMe  | 78        | [38]       |
|                  | MeI  | THF                          | (Me <sub>3</sub> Si) <sub>3</sub> SiMe  | 87        | [43]       |
|                  |  | Pentane                      | (Me <sub>3</sub> Si) <sub>3</sub> SiMe  | 54        | [44]       |
|                  | CD <sub>3</sub> I  | THF                          | (Me <sub>3</sub> Si) <sub>3</sub> SiCD <sub>3</sub>   | 95        | [43]       |
|                  | BrCH <sub>2</sub> CH <sub>2</sub> Br                     | THF–Et <sub>2</sub> O, –70°C | [(Me <sub>3</sub> Si) <sub>3</sub> Si] <sub>2</sub>   | 51        | [48]       |
|                  | CO <sub>2</sub>  | (1) THF, (2) HCl             | (Me <sub>3</sub> Si) <sub>3</sub> SiCO <sub>2</sub> H   | 75, 85    | [142, 143] |
|                  | Ethylene oxide   |                              | (Me <sub>3</sub> Si) <sub>3</sub> SiCH <sub>2</sub> CH <sub>2</sub> OH                                  | 81        | [144]      |
|                  | Acetone  |                              | Me <sub>3</sub> SiCMe <sub>2</sub> [(Me <sub>3</sub> Si)Si] <sub>2</sub> SiLi                           |           | [145]      |
|                  | F <sub>3</sub> CC(O)Cl                                   | Pentane, –30 to –40°C        | (Me <sub>3</sub> Si) <sub>3</sub> SiC(O)CF <sub>3</sub>   | 90        | [106]      |
|                  | C <sub>6</sub> F <sub>5</sub> C(O)Cl                     | Pentane, –30 to –40°C        | (Me <sub>3</sub> Si) <sub>3</sub> SiC(O)C <sub>6</sub> F <sub>5</sub>                                   |           | [106]      |
|                  | 4-MeOC <sub>6</sub> H <sub>4</sub> C(O)Cl                | THF, –70°C                   | (Me <sub>3</sub> Si) <sub>3</sub> SiC(O)C <sub>6</sub> H <sub>4</sub> OMe-4                             | 71        | [106]      |
|                  | 2-MeOC <sub>6</sub> H <sub>4</sub> C(O)Cl                | THF, –70°C                   | (Me <sub>3</sub> Si) <sub>3</sub> SiC(O)C <sub>6</sub> H <sub>4</sub> OMe-2                             | 80        | [106]      |
|                  | 3,5-Me <sub>2</sub> C <sub>6</sub> H <sub>3</sub> C(O)Cl | THF, –70°C                   | (Me <sub>3</sub> Si) <sub>3</sub> SiC(O)C <sub>6</sub> H <sub>3</sub> Me <sub>2</sub> -3,5              | 50        | [106]      |
|                  | 4-Bu <sup>t</sup> C <sub>6</sub> H <sub>4</sub> C(O)Cl   | THF, –70°C                   | (Me <sub>3</sub> Si) <sub>3</sub> SiC(O)C <sub>6</sub> H <sub>4</sub> Bu <sup>t</sup> -4                | 60        | [106]      |
|                  | (BCO)C(O)Cl  | Pentane, –78°C               | (Me <sub>3</sub> Si) <sub>3</sub> SiC(O)(BCO)   | 85        | [44]       |
|                  | MeSiF <sub>3</sub>                                       | Hexane–toluene, reflux       | (Me <sub>3</sub> Si) <sub>3</sub> SiSiMeF <sub>2</sub>  | 80        | [146]      |
|                  | Pr <sup>t</sup> SiF <sub>3</sub>                         | Hexane–toluene, reflux       | (Me <sub>3</sub> Si) <sub>3</sub> SiSiPr <sup>t</sup> F <sub>2</sub>                                    | 60        | [146]      |
|                  | Bu <sup>t</sup> SiF <sub>3</sub>                         | Hexane–toluene, reflux       | (Me <sub>3</sub> Si) <sub>3</sub> SiSiBu <sup>t</sup> F <sub>2</sub>                                    | 78        | [146]      |
|                  | PhSiF <sub>3</sub>                                       | Hexane–toluene, reflux       | (Me <sub>3</sub> Si) <sub>3</sub> SiSiPhF <sub>2</sub>  | 55        | [146]      |
|                  | (Me <sub>3</sub> Si)Bu <sup>t</sup> NSiF <sub>3</sub>    | Hexane–toluene, reflux       | (Me <sub>3</sub> Si) <sub>3</sub> SiSiN <sup>t</sup> Bu <sup>t</sup> (SiMe <sub>3</sub> )F <sub>2</sub> | 58        | [146]      |
|                  | (Me <sub>3</sub> SiMeN) <sub>2</sub> SiF <sub>2</sub>    | Hexane–toluene, reflux       | (Me <sub>3</sub> Si) <sub>3</sub> SiSi(NMeSiMe <sub>3</sub> ) <sub>2</sub> F                            | 35        | [146]      |
|                  | SiCl <sub>4</sub>  | Hexane–toluene, reflux       | (Me <sub>3</sub> Si) <sub>3</sub> SiSiCl <sub>3</sub>   | 54        | [146]      |

|  |  |  |                |
|--|--|--|----------------|
| MeSiCl <sub>3</sub>                                    | Hexane–toluene, reflux                             | (Me <sub>3</sub> Si) <sub>3</sub> SiSiMeCl <sub>2</sub>  | [147]          |
| Pr <sup>i</sup> SiCl <sub>3</sub>                      | Hexane–toluene, reflux                             | (Me <sub>3</sub> Si) <sub>3</sub> SiSiPr <sup>i</sup> Cl <sub>2</sub>  | [146]          |
| Bu <sup>t</sup> SiCl <sub>3</sub>                      | Hexane–toluene, reflux                             | (Me <sub>3</sub> Si) <sub>3</sub> SiSiBu <sup>t</sup> Cl <sub>2</sub>  | [146]          |
| PhSiCl <sub>3</sub>                                    | Hexane–toluene, reflux                             | (Me <sub>3</sub> Si) <sub>3</sub> SiSiPhCl <sub>2</sub>  | [146]          |
| Bu <sup>t</sup> MeSiCl <sub>2</sub>                    | Hexane–toluene, reflux                             | (Me <sub>3</sub> Si) <sub>3</sub> SiSiBu <sup>t</sup> MeCl   | [147]          |
| PhMeSiCl <sub>2</sub>                                  | Hexane–toluene, reflux                             | (Me <sub>3</sub> Si) <sub>3</sub> SiSiPhMeCl   | [146]          |
| Ph <sub>2</sub> SiCl <sub>2</sub>                      | Hexane–toluene, reflux                             | (Me <sub>3</sub> Si) <sub>3</sub> SiSiPh <sub>2</sub> Cl   | [146]          |
| (Me <sub>3</sub> Si) <sub>2</sub> NMeSiCl <sub>2</sub> | Hexane–toluene, reflux                             | (Me <sub>3</sub> Si) <sub>3</sub> SiSiMeN(SiMe <sub>3</sub> ) <sub>2</sub> Cl  | [146]          |
| (Me <sub>3</sub> Si) <sub>3</sub> SiCl                 | THF – Et <sub>2</sub> O, –70°C                     | [(Me <sub>3</sub> Si) <sub>3</sub> Si] <sub>2</sub>  | [48]           |
| Me <sub>2</sub> SiHCl                                  | Toluene  | (Me <sub>3</sub> Si) <sub>3</sub> SiSiMe <sub>2</sub> H  | [148]          |
| Bu <sup>i</sup> SiHCl                                  | Hexane–toluene, reflux                             | (Me <sub>3</sub> Si) <sub>3</sub> SiSiBu <sup>i</sup> H  | [147]          |
| Bu <sup>t</sup> Ph <sub>2</sub> SiCl                   | THF, –78°C   | (Me <sub>3</sub> Si) <sub>3</sub> SiSiBu <sup>t</sup> Ph <sub>2</sub>  | [128]          |
| GeCl <sub>2</sub>                                      | Hexane, –78°C                                      | (Me <sub>3</sub> Si) <sub>2</sub> SiSi(SiMe <sub>3</sub> ) <sub>2</sub> Ge(SiMe <sub>3</sub> ) <sub>2</sub>  | [149]          |
| GeCl <sub>4</sub>                                      | Hexane, –78°C                                      | [(Me <sub>3</sub> Si) <sub>3</sub> SiGeCl <sub>2</sub> ] <sub>2</sub><br>+ all <i>trans</i> -{[(Me <sub>3</sub> Si) <sub>3</sub> Si](Cl)Ge} <sub>4</sub> | [150]<br>[151] |
|  | Et <sub>2</sub> O, –78°C                           | (Me <sub>3</sub> Si) <sub>3</sub> SiGeCl <sub>3</sub>  | [152]          |
| Me <sub>2</sub> GeCl <sub>2</sub>                      | Hexane, –78°C                                      | [(Me <sub>3</sub> Si) <sub>3</sub> SiGeMe <sub>2</sub> ] <sub>2</sub>  | [150]          |
| Ph <sub>2</sub> GeCl <sub>2</sub>                      | Et <sub>2</sub> O, –78°C                           | [(Me <sub>3</sub> Si) <sub>3</sub> SiGePh <sub>2</sub> ] <sub>2</sub>  | [150]          |
| Me <sub>3</sub> GeCl                                   | Et <sub>2</sub> O, –78°C                           | (Me <sub>3</sub> Si) <sub>3</sub> SiGeMe <sub>3</sub>  | [152]          |
| Ph <sub>3</sub> GeCl                                   | Et <sub>2</sub> O, –78°C                           | (Me <sub>3</sub> Si) <sub>3</sub> SiGePh <sub>3</sub>  | [152]          |
| cyclo-C <sub>4</sub> Me <sub>4</sub> GeCl <sub>2</sub> | C <sub>6</sub> H <sub>6</sub> , 5°C                | cyclo-C <sub>4</sub> Me <sub>4</sub> GeCl[Si(SiMe <sub>3</sub> ) <sub>3</sub> ]  | [152]          |
| SnCl <sub>2</sub>                                      | Et <sub>2</sub> O, –78°C                           | [(Me <sub>3</sub> Si) <sub>3</sub> Si] <sub>2</sub> Sn·THF   | [153]          |
|  | 2RLi:1SnCl <sub>2</sub> , Et <sub>2</sub> O, –78°C | [(Me <sub>3</sub> Si) <sub>3</sub> Si] <sub>2</sub> Sn(μ-Cl)Li <sub>2</sub> (THF) <sub>3</sub>   | [155]          |
| SnCl <sub>4</sub>                                      | Hexane, –78°C, 4:1                                 | [(Me <sub>3</sub> Si) <sub>3</sub> Si] <sub>2</sub> SnCl <sub>2</sub>  | [151]          |
| SnCl <sub>4</sub>                                      | Hexane, –78°C, 2:1                                 | [(Me <sub>3</sub> Si) <sub>3</sub> Si] <sub>2</sub> SnCl <sub>2</sub>  | [154]          |
| SnCl <sub>4</sub>                                      | Hexane, –78°C, 1:1                                 | (Me <sub>3</sub> Si) <sub>3</sub> SiSnCl <sub>3</sub> ·THF   | [154]          |
| Me <sub>2</sub> SnCl <sub>2</sub>                      | Et <sub>2</sub> O, –78°C                           | [(Me <sub>3</sub> Si) <sub>3</sub> Si] <sub>2</sub> SnMe <sub>2</sub>  | [154]          |
| Me <sub>3</sub> SnCl                                   | Et <sub>2</sub> O, –78°C                           | (Me <sub>3</sub> Si) <sub>3</sub> SiSnMe <sub>3</sub>  | [154]          |
| Bu <sup>q</sup> SnCl <sub>2</sub>                      | Et <sub>2</sub> O, –78°C                           | [(Me <sub>3</sub> Si) <sub>3</sub> Si] <sub>2</sub> SnBu <sup>q</sup> <sub>2</sub>   | [154]          |
| Bu <sup>q</sup> SnCl                                   | Et <sub>2</sub> O, –78°C                           | Me <sub>3</sub> Si) <sub>3</sub> SiSnBu <sup>q</sup> <sub>3</sub>  | [154]          |
| PbCl <sub>2</sub>                                      |  | [(Me <sub>3</sub> Si) <sub>3</sub> Si] <sub>2</sub>  | [156]          |
| Ph <sub>3</sub> PbCl                                   | Et <sub>2</sub> O, –78°C                           | (Me <sub>3</sub> Si) <sub>3</sub> SiPbPh <sub>3</sub>  | [157]          |
| Ph <sub>2</sub> PbCl <sub>2</sub>                      | Et <sub>2</sub> O, –78°C                           | {[(Me <sub>3</sub> Si) <sub>3</sub> Si](Ph <sub>2</sub> Pb)} <sub>2</sub><br>+ [(Me <sub>3</sub> Si) <sub>3</sub> Si] <sub>2</sub> PbPh <sub>2</sub>     | [157]          |
| NOCl   | THF, –78°C   | (Me <sub>3</sub> Si) <sub>3</sub> SINO <sup>+</sup>  | [158]          |
| Bu <sup>t</sup> (Me <sub>3</sub> Si)NPF <sub>2</sub>   | Toluene–hexane                                     | (Me <sub>3</sub> Si) <sub>3</sub> SiPFNBu <sup>t</sup> (SiMe <sub>3</sub> )  | [159]          |

Table 1 (continued)

| Silyl derivative        | Main group compound                  | Conditions                              | Product                                | Yield (%) | Reference |
|-------------------------|--------------------------------------|---|--|-----------|-----------|
|                         | $C_{10}H_{15}(Me_3Si)NPF_2$          | Toluene–hexane                          | $(Me_3Si)_3SIPFNC_{10}H_{15}(SiMe_3)$  | 46        | [159]     |
|                         | $mes(Me_3Si)NPF_2$                   | Toluene–hexane                          | $(Me_3Si)_3SIPFNmes(SiMe_3)$           | 60        | [159]     |
|                         | $(Me_3Si)_2NPF_2$                    | Toluene–hexane                          | $(Me_3Si)_3SIPFN(SiMe_3)_2$            | 48        | [159]     |
|                         | $(TMP)PF_2$                          |   | $(Me_3Si)_3SIPF(TMP)$                  | 58        | [147]     |
|                         | $PCl_3$                              |   | Phosphorus polymer                     |           | [160]     |
|                         | $MePCl_2$                            | THF, $-50^\circ C$                      | $(Me_3Si)_3SiP(Me)Cl^r$                |           | [160]     |
|                         | $Bu^tPCl_2$                          | THF–Et <sub>2</sub> O, $-23^\circ C$    | $(Me_3Si)_3SiP(Bu^t)Cl$                |           | [160]     |
|                         | $ArPCl_2$                            | THF, $-70^\circ C$                      | $(Me_3Si)_3SiP(Ar)Cl^s$                |           | [161]     |
|                         | $ArP=PCl$                            | $-50$ to $-30^\circ C$                  | $(Me_3Si)_3SiP=PAR^h$                  | High      | [162]     |
|                         | $Pr_2NPCL_2$                         |   | $(Me_3Si)_3SIPClNPPr_2^j$              |           | [147]     |
|                         | $(TMP)PCl_2$                         |   | $(Me_3Si)_3SIPCl(TMP)$                 | 42        | [147]     |
|                         | $RPCl$                               | Pentane, $-78^\circ C$                  | $(Me_3Si)_3SiPR^i$                     |           | [163]     |
|                         | Se                                   | THF                                     | $[(Me_3Si)_3SiSeLi_2.2THF]_2$          |           | [101]     |
|                         | Te                                   | THF                                     | $[(Me_3Si)_3SiTeLi_2.2THF]_2$          | 82        | [164,165] |
|                         | I <sub>2</sub>                       | THF–Et <sub>2</sub> O, $-70^\circ C$    | $[(Me_3Si)_3Si]_2$                     | 19.5      | [48]      |
|                         | ZnCl <sub>2</sub>                    | Et <sub>2</sub> O                       | $[(Me_3Si)_3Si]_2Zn$                   | 81        | [166]     |
|                         | CdCl <sub>2</sub>                    | Et <sub>2</sub> O                       | $[(Me_3Si)_3Si]_2Cd$                   | 74        | [166]     |
|                         | HgCl <sub>2</sub>                    | THF–Et <sub>2</sub> O, room temperature | $[(Me_3Si)_3Si]_2$                     | 5.3       | [48]      |
|                         | HgBr <sub>2</sub>                    | Et <sub>2</sub> O                       | $[(Me_3Si)_3Si]_2Hg$                   | 56        | [166]     |
|                         | Te                                   |   | $[(Me_3Si)_3SiTeLi.DME]_2$             |           | [102,103] |
| $(Me_3Si)_3SiLi.1.5DME$ | H <sub>2</sub> O or D <sub>2</sub> O |   | $Me_3SiCMMe_2[(Me_3Si)_2Si]_2SiH/D$    |           | [145]     |
| $Me_3SiCMMe_2$          |                                      |   |  |           |           |
| $[(Me_3Si)_2Si]_2SiLi$  |                                      |   |  |           |           |
| $(Me_3Si)_2SiLi_2$      | $Me_3SiCl$                           |   | $Me_3SiCMMe_2(Me_3Si)_2SiSi(SiMe_3)_3$ |           | [145]     |
| $Bu_3SiNa$              | MeI                                  | THF, $-20^\circ C$                      | $(Me_3Si)_2SiMe_2$                     | 27        | [76]      |
|                         | $Bu_3^tSi(SiBr)_2SiBu_3^t$           |   | $[Bu_3^tSi]_4$                         | 57        | [167]     |
|                         | $Bu_2^tSiCl(N_3)$                    | Bu <sub>2</sub> O, $-50^\circ C$        | $Bu_2^tSi=NSiBu_3^t$                   | 60        | [168,169] |
|                         | $Me_3SiN_3$                          |   | $Na[Bu_3^tSi-N=N=N-SiMe_3]$            |           | [170]     |
|                         | $Bu_3^tSiN_3$                        |   | $Na[Bu_3^tSi-N=N=N-SiBu_3^t]$          |           | [171]     |
|                         | $Me_3GeCl$                           | THF, $0^\circ C$                        | $Ph_3SiGeMe_3$                         |           | [172]     |
| $Ph_3SiNa$              |                                      |   | $(H_3Si)_3SiMe$                        |           | [69]      |
| $(H_3Si)_3SiNa$         | $p-MeC_6H_4SO_3Me$                   |   | $H_3SiSiH_2K/(H_3Si)_2SiHK$            |           | [104]     |
| $H_3SiK$                | $SiH_4$                              |   |  |           |           |

|  |   |  |   |  |   |
|--|---|--|---|--|---|
| Me <sub>3</sub> SiK                        | CsGeCl <sub>3</sub><br>PhCH <sub>2</sub> Cl<br>Bu <sup>a</sup> cCl  | HMPT, 0°C<br>HMPT, 0°C<br>DME, 18-crown-6, 0°C   | K, CsGe(SiH <sub>3</sub> ) <sub>3</sub><br>Me <sub>3</sub> SiCH <sub>2</sub> Ph<br>Me <sub>3</sub> SiBu <sup>a</sup>  | 20<br>25<br>75                           | [69]<br>[66]<br>[66]  |
| Et <sub>3</sub> SiK<br>Ph <sub>3</sub> SiK | Ph <sub>3</sub> GeBr<br>Me <sub>3</sub> SiCl<br>PhCH <sub>2</sub> Cl<br>Ph <sub>2</sub> SiF <sub>2</sub><br>SiCl <sub>4</sub><br>SiHCl <sub>3</sub>   | HMPT, 0°C<br>DME, room temperature<br>DME, 0°C<br>Et <sub>2</sub> O, –50°C   | Me <sub>3</sub> SiGePh <sub>3</sub><br>Et <sub>3</sub> SiSiMe <sub>3</sub><br>Ph <sub>3</sub> SiCH <sub>2</sub> Ph<br>Ph <sub>3</sub> SiSiPh <sub>2</sub> F<br>Ph <sub>3</sub> SiSiCl <sub>3</sub>  | 80<br>75<br>70<br>85<br>82               | [66]<br>[66]<br>[66]<br>[173]<br>[174]                                      |
|  | ISiH <sub>3</sub><br>PhSiCl <sub>3</sub><br>Ph <sub>3</sub> GeSiPh <sub>2</sub> Cl<br>PhSiBr <sub>3</sub><br>Ph <sub>2</sub> GeCl <sub>2</sub><br>SiCl <sub>4</sub><br>ISiH <sub>3</sub>                              | Et <sub>2</sub> O<br>Et <sub>2</sub> O, –70°C, 2:1 ratio<br>Et <sub>2</sub> O<br>Et <sub>2</sub> O, –78°C<br>Et <sub>2</sub> O<br>Et <sub>2</sub> O, –78°C | Ph <sub>3</sub> SiSiCl <sub>3</sub><br>(Ph <sub>3</sub> Si) <sub>2</sub> SiHCl<br>Ph <sub>3</sub> SiSiH <sub>3</sub><br>Ph <sub>3</sub> SiSiPhCl <sub>2</sub><br>Ph <sub>3</sub> GeSiPh <sub>2</sub> SiPh <sub>3</sub><br>(Ph <sub>3</sub> Si) <sub>2</sub> SiPhBr<br>Ph <sub>3</sub> SiGePh <sub>2</sub> Cl<br>( <i>p</i> -tol) <sub>3</sub> SiSiCl <sub>3</sub><br>( <i>p</i> -tol) <sub>3</sub> SiSiH <sub>3</sub> | 27<br>31<br>59<br>34<br>41<br>25<br>35.4 | [12]<br>[175]<br>[174]<br>[12]<br>[131]<br>[176]<br>[131]<br>[177]<br>[174] |
| ( <i>p</i> -tol) <sub>3</sub> SiK          | Me <sub>3</sub> SiCl <sub>2</sub><br>Me <sub>3</sub> SiCl<br>[(Me <sub>3</sub> Si) <sub>3</sub> Si] <sub>2</sub> Pb<br>[(Me <sub>3</sub> Si) <sub>3</sub> Si] <sub>2</sub> Pb<br>TIN(SiMe <sub>3</sub> ) <sub>2</sub> | THF, 2:1 ratio<br>DME, room temperature<br>Pentane-toluene, –30°C  | ( <i>cyclo</i> -Si <sub>6</sub> Me <sub>11</sub> ) <sub>2</sub> SiMe <sub>2</sub><br>1-Me-1-(Me <sub>3</sub> Si)-1-silafluorene<br>[(Me <sub>3</sub> Si) <sub>3</sub> Si] <sub>3</sub> PbK<br>[(Me <sub>3</sub> Si) <sub>3</sub> Si] <sub>3</sub> PbCs<br>(Me <sub>3</sub> Si) <sub>3</sub> SiTITi(SiMe <sub>3</sub> ) <sub>3</sub>   | 11<br>59.8<br>100<br>47                  | [74]<br>[66]<br>[178]<br>[178]  |

<sup>a</sup> R = 1,3-di-*t*-butyl-1,3,2-diazaphosphorinane.<sup>b</sup> R = 1,3-di-*s*-butyl-1,3,2-diazaphosphorinane.<sup>c</sup> R = 1,3-dibenzyl-1,3,2-diazaphosphorinane.<sup>d</sup> R = 1,3-diphenyl-1,3,2-diazaphosphorinane.<sup>e</sup> Unstable above –10°C.<sup>f</sup> Unstable at room temperature.<sup>g</sup> Ar = 2,4,6-Bu<sub>3</sub>C<sub>6</sub>H<sub>2</sub>, product rapidly loses (Me<sub>3</sub>Si)<sub>3</sub>SiCl to give ArP = PAR.<sup>h</sup> Ar = 2,4,6-Bu<sub>3</sub>C<sub>6</sub>H<sub>2</sub>.<sup>i</sup> R = PhC = CBut<sup>+</sup>.

Table 2  
Selected reactions of silyl derivatives of group 1 metals with transition metal compounds

| Silyl derivative  | Metal compound   | Conditions                                     | Product   | Yield (%) | Reference |
|---|--|--|---|-----------|-----------|
| $\text{Me}_3\text{SiLi}$  | (TPP)FeCl  | THF, $-78^\circ\text{C}$                       | (TPP)FeSiMe <sub>3</sub>  |           | [181]     |
|   | $\text{Cp}_2\text{Lu}(\mu\text{-Cl})_2\text{Na}(\text{DME})_2$ | DME–pentane, $-78^\circ\text{C}$ , 2:1         | $[\text{Li}(\text{DME})_3][\text{Cp}_2\text{Lu}(\text{SiMe}_3)_2]$        | 29        | [182]     |
|   | $\text{Cp}_2\text{Sm}(\mu\text{-Cl})_2\text{Na}(\text{DME})_2$ | DME–pentane, $-78^\circ\text{C}$ , 2:1         | $[\text{Li}(\text{DME})_3][\text{Cp}_2\text{Sm}(\text{SiMe}_3)_2]$        | 20        | [183]     |
|   | $\text{cis}-(\text{Ph}_2\text{MeP})_2\text{PtCl}_2$            | THF, room temperature                          | $\text{cis}-(\text{Ph}_2\text{MeP})_2\text{Pt}(\text{SiMe}_2\text{Ph})_2$ | 60        | [184]     |
|   | $\text{cis}-(\text{Et}_3\text{P})_2\text{PtCl}_2$              | THF, room temperature                          | $\text{cis}-(\text{Et}_3\text{P})_2\text{Pt}(\text{SiMe}_2\text{Ph})_2$   | 21        | [185]     |
| $\text{PhMe}_2\text{SiLi}$  | $\text{Cp}_2\text{Sm}(\mu\text{-Cl})_2\text{Na}(\text{DME})_n$ | DME–pentane, $-78^\circ\text{C}$ , 2:1         | $[\text{Cp}_2\text{Sm}(\text{SiMe}_3)_2][\text{Li}(\text{DME})_3]$        | 20        | [186]     |
|   | $\text{Cp}_2\text{Dy}(\mu\text{-Cl})_2\text{Na}(\text{DME})_n$ | DME–pentane, $-78^\circ\text{C}$ , 2:1         | $[\text{Cp}_2\text{Dy}(\text{SiMe}_3)_2][\text{Li}(\text{DME})_3]$        | 35        | [186]     |
|   | $\text{Cp}_2\text{Ho}(\mu\text{-Cl})_2\text{Na}(\text{DME})_n$ | DME–pentane, $-78^\circ\text{C}$ , 2:1         | $[\text{Cp}_2\text{Ho}(\text{SiMe}_3)_2][\text{Li}(\text{DME})_3]$        | 44        | [186]     |
|   | $\text{Cp}_2\text{Er}(\mu\text{-Cl})_2\text{Na}(\text{DME})_n$ | DME–pentane, $-78^\circ\text{C}$ , 2:1         | $[\text{Cp}_2\text{Er}(\text{SiMe}_3)_2][\text{Li}(\text{DME})_3]$        | 35        | [186]     |
|   | $\text{Cp}_2\text{Tm}(\mu\text{-Cl})_2\text{Na}(\text{DME})_n$ | DME–pentane, $-78^\circ\text{C}$ , 2:1         | $[\text{Cp}_2\text{Tm}(\text{SiMe}_3)_2][\text{Li}(\text{DME})_3]$        | 15        | [186]     |
|   | $\text{Cp}_2\text{Lu}(\mu\text{-Cl})_2\text{Na}(\text{DME})_n$ | DME–pentane, $-78^\circ\text{C}$ , 2:1         | $[\text{Cp}_2\text{Lu}(\text{SiMe}_3)_2][\text{Li}(\text{DME})_3]$        | 42        | [186]     |
|   | $\text{cis}-(\text{PhMe}_2\text{P})_2\text{PtCl}_2$            | THF, room temperature                          | $\text{cis}-(\text{PhMe}_2\text{P})_2\text{Pt}(\text{SiMePh}_2)_2$        | 67        | [184]     |
|   | $\text{dppePtCl}_2$  | THF, $\text{C}_6\text{H}_6$ , room temperature | $\text{dppePt}(\text{SiMePh}_2)_2$  | 34        | [184]     |
|   | $\text{PhNCAuCl}$  | THF  | $\text{PhNCAuSiPh}_2\text{Me}$  | 3–5       | [187]     |
|   | $\text{dppm}(\text{AuCl})_2$                                   | THF, $-78^\circ\text{C}$ , 2: ratio            | $\text{dppm}[\text{AuSiPh}_2\text{Me}]_2$                                 | 15        | [188]     |
| $\text{Ph}_2\text{Bu}^+\text{SiLi} \cdot 3\text{THF}$<br>$\text{Ph}_3\text{SiLi} \cdot 3\text{THF}$ | $[\text{Cp}_2\text{ScCl}]_2$                                   | Toluene  | $\text{Cp}_2\text{Sc}[\text{SiPh}_2\text{Bu}^+]\text{Cl}$                 | 37        | [189]     |
|   | $[\text{Cp}_2\text{ScCl}]_2$                                   | Pentane  | $\text{Cp}_2\text{Sc}[\text{SiPh}_3]\text{Cl}$                            | 36        | [189]     |
|   | $\text{Cp}_2\text{NbCl}_2$                                     |  | $\text{Cp}_2\text{Nb}(\text{SiPh}_3)_2$                                   | 38        | [190]     |
|   | $\text{Mo}_2\text{Cl}_2(\text{NMe}_2)_4$                       | 2:1 ratio                                      | $\text{Mo}_2(\text{SiPh}_3)_2(\text{NMe}_2)_4$                            | 49        | [191]     |
|   | $\text{W}_2\text{Cl}_2(\text{NMe}_2)_4$                        | 2: ratio                                       | $\text{W}_2(\text{SiPh}_3)_2(\text{NMe}_2)_4$                             | 36        | [191]     |
|   | $\text{Ni}(\text{CO})_4$                                       | THF  | $[\text{Li}(\text{THF})_2][(\text{CO})_3\text{NiPh}_3]$                   |           | [192]     |
|   | $\text{CuCl} + \text{PMe}_3$                                   | THF, $-78^\circ\text{C}$                       | $(\text{PMe}_3)_3\text{CuSiPh}_3$   | 65        | [193]     |
|   | $\text{AgCl} + 3\text{PhMe}_2\text{P}$                         | THF  | $(\text{PhMe}_2\text{P})_3\text{AgSiPh}_3$                                | 7         | [194]     |
|   | $\text{Ph}_2\text{tolPAgCl} + 2\text{Ph}_2\text{tolP}$         | THF  | $(\text{Ph}_2\text{tolP})_3\text{AgSiPh}_3$                               | 23        | [194]     |
|   | $(\text{Ph}_2\text{Me})_3\text{PAgCl}$                         | THF  | $(\text{Ph}_2\text{MeP})_3\text{AgSiPh}_3$                                | 55        | [194]     |
|   | $\text{dppm}(\text{AgNO}_3)_2$                                 | THF  | $\text{dppm}[\text{AgSiPh}_3]_2$  | 19        | [194]     |
|   | $\text{dppe}(\text{AgNO}_3)_2$                                 | THF, 2:1 ratio                                 | $\text{dppe}[\text{AgSiPh}_3]_2$  | 18        | [194]     |
|   | $\text{PhMe}_2\text{PAuCl}$                                    | THF  | $\text{PhMe}_2\text{PAuSiPh}_3$   | 26        | [187]     |
|   | $\text{Ph}_2\text{MePAuCl}$                                    | THF  | $\text{Ph}_2\text{MePAuSiPh}_3$   | 47        | [187]     |

|   |   |                           |   |       |           |
|---|---|---------------------------|---|-------|-----------|
|   | Ph <sub>2</sub> tolPAuCl                                    | THF                       | Ph <sub>2</sub> tolPAuSiPh <sub>3</sub>   | 27    | [187]     |
|   | [Ph <sub>2</sub> tolPAu][BF <sub>4</sub> ]                  | THF–toluene               | Ph <sub>2</sub> tolPAuSiPh <sub>3</sub>   | 28    | [187]     |
|   | dppm(AuCl) <sub>2</sub>                                     | THF, –78°C, 2:1 ratio     | dppm[AuSiPh <sub>3</sub> ] <sub>2</sub>   | 47    | [188]     |
|   | dppe(AuCl) <sub>2</sub>                                     | THF, –78°C, 2:1 ratio     | dppe[AuSiPh <sub>3</sub> ] <sub>2</sub>   | 44    | [188]     |
|   | PhNCAuCl  | THF                       | PhNCAuSiPh <sub>3</sub>   | 3–5   | [187]     |
|   | UCp <sub>3</sub> Cl   | THF, –30°C                | UCp <sub>3</sub> SiPh <sub>3</sub>  |       | [70]      |
| Ph <sub>2</sub> tolSiLi                       | AgCl + 3Ph <sub>3</sub> MeP                                 | THF                       | (Ph <sub>3</sub> MeP) <sub>3</sub> AgSiPh <sub>2</sub> tol                            | 21    | [194]     |
|   | AgCl + 3Ph <sub>3</sub> P                                   | THF                       | (Ph <sub>3</sub> P) <sub>3</sub> AgSiPh <sub>2</sub> tol                              | 19    | [194]     |
|   | Ph <sub>3</sub> PAGCl                                       | THF                       | Ph <sub>3</sub> PAGSiPh <sub>2</sub> tol  | 9     | [194,195] |
|   | Ph <sub>3</sub> PAGI + 2Ph <sub>3</sub> P                   | THF                       | (Ph <sub>3</sub> P) <sub>3</sub> AgSiPh <sub>2</sub> tol                              | 27    | [194]     |
|   | (Ph <sub>2</sub> MeP) <sub>2</sub> AgCl + Ph <sub>3</sub> P | THF                       | (Ph <sub>2</sub> MeP) <sub>3</sub> AgSiPh <sub>2</sub> tol                            | 13    | [194]     |
|   | (Ph <sub>2</sub> MeP) <sub>2</sub> AgCl                     | THF                       | (Ph <sub>2</sub> MeP) <sub>2</sub> AgSiPh <sub>2</sub> tol                            | 15    | [194,195] |
|   | (Ph <sub>2</sub> Me) <sub>3</sub> PAGCl                     | THF                       | (Ph <sub>2</sub> MeP) <sub>3</sub> AgSiPh <sub>2</sub> tol                            | 39    | [194,195] |
|   | dppm(AgNO <sub>3</sub> ) <sub>2</sub>                       | THF, 2:1 ratio            | dppm[AgSiPh <sub>2</sub> tol] <sub>2</sub>  | 30    | [194]     |
|   | dppe(AgNO <sub>3</sub> ) <sub>2</sub>                       | THF, 2:1 ratio            | dppe[AgSiPh <sub>2</sub> tol] <sub>2</sub>  | 12    | [194]     |
|   | Ph <sub>2</sub> tolPAuCl                                    | THF                       | Ph <sub>2</sub> tolPAuSiPh <sub>2</sub> tol   | 26    | [187]     |
|   | [Ph <sub>2</sub> tolPAu][BF <sub>4</sub> ]                  | THF–toluene               | Ph <sub>2</sub> tolPAuSiPh <sub>2</sub> tol   | 20    | [187]     |
|   | Ph <sub>2</sub> MePAuCl                                     | THF                       | Ph <sub>2</sub> MePAuSiPh <sub>2</sub> tol  | 51    | [187]     |
|   | dppm(AuCl) <sub>2</sub>                                     | THF, –78°C, 2:1 ratio     | dppm[AuSiPh <sub>2</sub> tol] <sub>2</sub>  | 14    | [188]     |
|   | dppe(AuCl) <sub>2</sub>                                     | THF, –78°C, 2:1 ratio     | dppe[AuSiPh <sub>2</sub> tol] <sub>2</sub>  | 30    | [188]     |
|   | PhNCAuCl  | THF                       | PhNCAuSiPh <sub>2</sub> tol   | 3–5   | [187]     |
| Ph(tol) <sub>2</sub> SiLi                     | Ph <sub>2</sub> tolPAuCl                                    | THF                       | Ph <sub>2</sub> tolPAuCl  | 29    | [187]     |
| mes <sub>2</sub> HSiLi                        | Cp <sub>2</sub> Zr(Me)Cl                                    | Toluene                   | Cp <sub>2</sub> Zr(SiHMe <sub>2</sub> )Me   | 72    | [196]     |
|   | Cp <sub>2</sub> <sup>+</sup> Zr(Me)Br                       | Toluene                   | Cp <sub>2</sub> <sup>+</sup> Zr(SiHMe <sub>2</sub> )Me                                | 84    | [196]     |
| (Me <sub>3</sub> Si) <sub>2</sub> MeSiLi      | BrMn(CO) <sub>5</sub>                                       | THF, –80°C                | (Me <sub>3</sub> Si) <sub>2</sub> MeSiMn(CO) <sub>5</sub>                             | 30    | [42]      |
| (Me <sub>3</sub> Si) <sub>2</sub> PhSiLi.3THF | [Cp <sub>2</sub> SeCl] <sub>2</sub>                         | Pentane                   | Cp <sub>2</sub> Se[SiPh(SiMe <sub>3</sub> ) <sub>2</sub> ]Cl                          | 61    | [189]     |
|   | dppePtCl <sub>2</sub>                                       | THF                       | dppePt[SiPh(SiMe <sub>3</sub> ) <sub>2</sub> ]Cl                                      |       | [197]     |
| (Me <sub>3</sub> Si) <sub>3</sub> SiLi.3THF   | [Cp <sub>2</sub> SeCl] <sub>2</sub>                         | Pentane                   | Cp <sub>2</sub> Se[Si(SiMe <sub>3</sub> ) <sub>3</sub> ]Cl                            |       | [198]     |
|   | [Cp <sub>2</sub> SeCl] <sub>2</sub>                         | Hexane, 20°C              | Cp <sub>2</sub> Se[Si(SiMe <sub>3</sub> ) <sub>3</sub> ]Cl                            | 75    | [189]     |
|   | (Me <sub>3</sub> N) <sub>3</sub> TiCl                       | Et <sub>2</sub> O, –78°C  | (Me <sub>3</sub> Si) <sub>3</sub> SiTi(NMe <sub>2</sub> ) <sub>3</sub>                | 40    | [199]     |
|   | Cp <sup>+</sup> ZrCl <sub>3</sub>                           | Benzene, room temperature | Cp <sup>+</sup> Zr[Si(SiMe <sub>3</sub> ) <sub>3</sub> ]Cl <sub>2</sub>               | 71    | [200]     |
|   | CpCp <sup>+</sup> ZrCl <sub>2</sub>                         |                           | CpCp <sup>+</sup> Zr[Si(SiMe <sub>3</sub> ) <sub>3</sub> ]Cl                          | 62    | [141,201] |
|   | (Bu <sup>t</sup> O) <sub>3</sub> ZrCl                       |                           | (Bu <sup>t</sup> CH <sub>2</sub> ) <sub>3</sub> ZrSi(SiMe <sub>3</sub> ) <sub>3</sub> |       | [202]     |
|   | (Bu <sup>t</sup> O) <sub>3</sub> ZrCl                       |                           | (Bu <sup>t</sup> O) <sub>3</sub> ZrSi(SiMe <sub>3</sub> ) <sub>3</sub>                | 60–70 | [203]     |
|   | Cp <sup>+</sup> HfCl <sub>3</sub>                           | Et <sub>2</sub> O, –78°C  | Cp <sup>+</sup> Hf[Si(SiMe <sub>3</sub> ) <sub>3</sub> ]Cl <sub>2</sub>               | 75    | [200]     |
|   | CpCp <sup>+</sup> HfCl <sub>2</sub>                         | Et <sub>2</sub> O         | CpCp <sup>+</sup> Hf[Si(SiMe <sub>3</sub> ) <sub>3</sub> ]Cl                          | 67    | [204]     |
|   | CpCp <sup>+</sup> HfBr <sub>2</sub>                         |                           | CpCp <sup>+</sup> Hf[Si(SiMe <sub>3</sub> ) <sub>3</sub> ]Br                          |       | [204]     |

| Silyl derivative                            | Metal compound   | Conditions                          | Product   | Yield (%) | Reference |
|---|--|-------------------------------------|---|-----------|-----------|
|   | (Bu <sup>t</sup> O) <sub>3</sub> HfCl                                    | Et <sub>2</sub> O                   | (Bu <sup>t</sup> O) <sub>3</sub> HfSi(SiMe <sub>3</sub> ) <sub>3</sub>  | 60–70     | [203]     |
|   | Bu <sup>t</sup> N = VCp(NHBU <sup>t</sup> )Cl                            | Pentane, –78°C                      | Bu <sup>t</sup> N = VCp(NHBU <sup>t</sup> )Si(SiMe <sub>3</sub> ) <sub>3</sub>                                | 79        | [205]     |
|   | Bu <sup>t</sup> N = VCp(OBU <sup>t</sup> )Cl                             |                                     | Bu <sup>t</sup> N = VCp(OBU <sup>t</sup> )Si(SiMe <sub>3</sub> ) <sub>3</sub>                                 | 64        | [205]     |
|   | (Bu <sup>t</sup> CH <sub>2</sub> ) <sub>3</sub> TaCl <sub>2</sub>        | 2:1 ratio                           | (Bu <sup>t</sup> CH <sub>2</sub> ) <sub>3</sub> Ta = CHBU <sup>t</sup> [Si(SiMe <sub>3</sub> ) <sub>3</sub> ] | 80        | [202]     |
|   | CrCl <sub>3</sub>  | Et <sub>2</sub> O, 2:1 ratio        | [Li(THF) <sub>3</sub> ][{(Me <sub>3</sub> Si) <sub>3</sub> Si} <sub>2</sub> CrCl]                             | 22.8      | [206]     |
|   | Mo <sub>2</sub> Cl <sub>3</sub> (NMe <sub>2</sub> ) <sub>4</sub>         |                                     | Mo <sub>2</sub> [(Me <sub>3</sub> Si) <sub>3</sub> Si] <sub>2</sub> (Me <sub>2</sub> N) <sub>4</sub>          | 25.3      | [207]     |
|   | W <sub>2</sub> Cl <sub>2</sub> (NMe <sub>2</sub> ) <sub>4</sub>          |                                     | W <sub>2</sub> [(Me <sub>3</sub> Si) <sub>3</sub> Si] <sub>2</sub> (Me <sub>2</sub> N) <sub>4</sub>           | 73        | [207,208] |
|   | Cp <sub>2</sub> W(H)Cl   | Benzene                             | Cp <sub>2</sub> W(H)Si(SiMe <sub>3</sub> ) <sub>3</sub>   | 56        | [209,210] |
|   | Cp <sub>2</sub> WCl <sub>2</sub>   | Benzene, 2:1 ratio                  | [C <sub>2</sub> H <sub>4</sub> Si(SiMe <sub>3</sub> ) <sub>3</sub> ] <sub>2</sub> W <sub>2</sub>              | 85        | [209,210] |
|   | (Bu <sup>t</sup> CH <sub>2</sub> ) <sub>2</sub> W(Cl) = CBu <sup>t</sup> |                                     | (Bu <sup>t</sup> CH <sub>2</sub> ) <sub>2</sub> W[Si(SiMe <sub>3</sub> ) <sub>3</sub> ] = CBu <sup>t</sup>    | 41        | [202]     |
|   | MnCl <sub>2</sub>  | DME, 2:1 ratio                      | [Li(DME) <sub>2</sub> ][{(Me <sub>3</sub> Si) <sub>3</sub> Si} <sub>2</sub> MnCl]                             | 8         | [206]     |
|   | BrMn(CO) <sub>5</sub>  | THF, –80°C                          | (Me <sub>3</sub> Si) <sub>3</sub> SiMn(CO) <sub>5</sub>   | 8         | [42]      |
|   | BrMn(CO)PPh <sub>3</sub>   | THF, –80°C                          | (Me <sub>3</sub> Si) <sub>3</sub> SiMn(CO) <sub>4</sub> PPh <sub>3</sub>                                      | 76        | [42]      |
|   | BrRe(CO) <sub>5</sub>  |                                     | (Me <sub>3</sub> Si) <sub>3</sub> SiRe(CO) <sub>5</sub>   | 8         | [211]     |
|   | FeCl <sub>2</sub>  | DME, 2:1 ratio                      | [Li(DME) <sub>2</sub> ][{(Me <sub>3</sub> Si) <sub>3</sub> Si} <sub>2</sub> FeCl]                             | 8         | [206]     |
|   | Cp(CO) <sub>2</sub> FeBr   | THF                                 | Cp(CO) <sub>2</sub> FeSi(SiMe <sub>3</sub> ) <sub>3</sub>   | 10        | [212]     |
|   | Cp(CO)Ph <sub>3</sub> PFeBr  | THF                                 | Cp(CO)Ph <sub>3</sub> PFeSi(SiMe <sub>3</sub> ) <sub>3</sub>  | 36        | [212]     |
|   | depePtCl <sub>2</sub>  | THF                                 | depePt[Si(SiMe <sub>3</sub> ) <sub>3</sub> ]Cl  | 17        | [197]     |
|   | CuCl   | THF–pentane, –78°C, 1:2.5           | [Li(THF) <sub>4</sub> ][Cu <sub>2</sub> Cl <sub>4</sub> {Si(SiMe <sub>3</sub> ) <sub>3</sub> }] <sub>2</sub>  | 20        | [138]     |
|   | CuBr   | THF, –78°C                          | {Cu <sub>2</sub> [Si(SiMe <sub>3</sub> ) <sub>3</sub> ]} <sub>2</sub> BrLi(THF) <sub>3</sub>                  | 23        | [213]     |
|   | CuCl[MeC(CH <sub>3</sub> ) <sub>2</sub> PPh <sub>2</sub> ] <sub>3</sub>  | THF                                 | Cu[Si(SiMe <sub>3</sub> ) <sub>3</sub> ][MeC(CH <sub>3</sub> ) <sub>2</sub> PPh <sub>2</sub> ] <sub>3</sub>   | 76        | [214]     |
|   | (Ph <sub>2</sub> MeP) <sub>2</sub> AgCl                                  | THF                                 | (Ph <sub>2</sub> MeP) <sub>2</sub> AgSi(SiMe <sub>3</sub> ) <sub>3</sub>                                      | 17        | [195,215] |
|   | Ph <sub>3</sub> PAgCl  | THF                                 | Ph <sub>3</sub> PAgSi(SiMe <sub>3</sub> ) <sub>3</sub>  | 9         | [215]     |
|   | Ph <sub>2</sub> tolPAGCl   | THF                                 | Ph <sub>2</sub> tolPAGSi(SiMe <sub>3</sub> ) <sub>3</sub>   | 12        | [215]     |
|   | dppm(AgNO <sub>3</sub> ) <sub>2</sub>                                    | THF, 2:1 ratio                      | dppm[AgSi(SiMe <sub>3</sub> ) <sub>3</sub> ] <sub>2</sub>   | 18        | [215]     |
|   | dppe(AgNO <sub>3</sub> ) <sub>2</sub>                                    | THF, 2:1 ratio                      | dppe[AgSi(SiMe <sub>3</sub> ) <sub>3</sub> ] <sub>2</sub>   | 16        | [215]     |
|   | Ph <sub>2</sub> MePAuCl  | THF                                 | Ph <sub>2</sub> MePAuSi(SiMe <sub>3</sub> ) <sub>3</sub>  | 32        | [187]     |
|   | Ph <sub>2</sub> tolPAuCl   | THF                                 | Ph <sub>2</sub> tolPAuSi(SiMe <sub>3</sub> ) <sub>3</sub>   | 20        | [187]     |
|   | dppm(AuCl) <sub>2</sub>  | THF, –78°C, 2:1 ratio               | dppm[AuSi(SiMe <sub>3</sub> ) <sub>3</sub> ] <sub>2</sub>   | 28        | [188]     |
|   | dppe(AuCl) <sub>2</sub>  | THF, –78°C, 2:1 ratio               | dppe[AuSi(SiMe <sub>3</sub> ) <sub>3</sub> ] <sub>2</sub>   | 27        | [188]     |
|   | LaCl <sub>3</sub>  | Et <sub>2</sub> O, –78°C, 3:1 ratio | [(Me <sub>3</sub> Si) <sub>3</sub> Si] <sub>2</sub> LaCl·THF  | 43.9      | [151]     |
| (Me <sub>3</sub> Sn) <sub>3</sub> SiLi·3THF | [NEt <sub>4</sub> ][{(CO) <sub>5</sub> CrCl]                             | THF                                 | [NEt <sub>4</sub> ][{(CO) <sub>5</sub> CrSi(SnMe <sub>3</sub> ) <sub>3</sub> }]                               | 23        | [40]      |
| (Me <sub>3</sub> Sn) <sub>3</sub> SiLi·3THF | [NEt <sub>4</sub> ][{(CO) <sub>5</sub> MoCl]                             | THF                                 | [NEt <sub>4</sub> ][{(CO) <sub>5</sub> MoSi(SnMe <sub>3</sub> ) <sub>3</sub> }]                               | 70.7      | [40]      |
| (Me <sub>3</sub> Sn) <sub>3</sub> SiLi·3THF | [NEt <sub>4</sub> ][{(CO) <sub>5</sub> WCl]                              | THF                                 | [NEt <sub>4</sub> ][{(CO) <sub>5</sub> WSi(SnMe <sub>3</sub> ) <sub>3</sub> }]                                | 12        | [40]      |
| H <sub>2</sub> Cl <sub>2</sub>              | C <sub>6</sub> F <sub>5</sub> /C <sub>6</sub> H <sub>5</sub> Br          | DME, 40°C                           | C <sub>6</sub> F <sub>5</sub> /C <sub>6</sub> H <sub>5</sub> SiH  |           | [166]     |



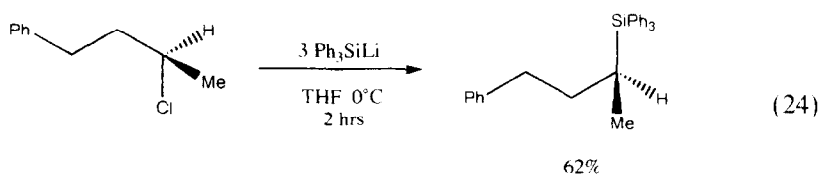
Grignard reagents usually employed in synthetic organic chemistry. So it is the much smaller, although still not small, silylmatallic reagents such as trimethylsilyllithium, used by Still [32], or dimethylphenylsilyllithium, used by Ager and Fleming [222], which are by far the most widely employed in the field of organic chemistry. The bulky reagents, such as  $\text{Ph}_2\text{Bu}^t\text{SiLi}$  [223],  $\text{Ph}_3\text{SiLi}$  and  $(\text{Me}_3\text{Si})_3\text{SiLi}$  [224], have been investigated and have been found to have different reactivity to the reagents with the smaller substituents.

Silylmatallic reagents have been used in the same basic type of reactions as the related organolithium reagents such as methyl, butyl, phenyl etc. have been used, i.e. mainly in reactions with unsaturated compounds or organic halides. The silyllithium reagent is most often employed in conjunction with a metal salt, such as those of copper, magnesium, aluminium, zinc, manganese or vanadium to give reagents formulated as  $\text{R}_3\text{SiCu}$  [224,225],  $(\text{R}_3\text{Si})_2\text{CuLi}$  [223,226],  $(\text{R}_3\text{Si})_2\text{CuLi} \cdot \text{LiX}$  [222,226],  $(\text{R}_3\text{Si})_3\text{CuLi}_2$  [226],  $(\text{R}_3\text{Si})\text{R}'\text{CuLi}$  [227],  $\text{R}_3\text{SiMgX}$  [228–231],  $\text{R}_3\text{SiMgR}$  [230,231],  $\text{R}_3\text{SiAlR}_2$  [230,231],  $\text{R}_3\text{SiAlR}_3\text{Li}$  [232],  $\text{R}_3\text{SiZnR}_2\text{Li}$  [232,233],  $(\text{R}_3\text{Si})_3\text{ZnMgMe}$  [232],  $(\text{R}_3\text{Si})_3\text{MnMgMe}$  [234]. These reagents, especially those containing aluminium or zinc, are quite often used in conjunction with transition metal catalysts, such as  $\text{CuCN}$ ,  $\text{CuI}$ ,  $\text{Pd}(\text{PPh}_3)_4$ ,  $\text{PdCl}_2(\text{P}o\text{-Tol})_2$ ,  $\text{CoCl}_2(\text{PPh}_3)_2$  or  $\text{PtCl}_2(\text{P}o\text{Bu}^n)_2$  [232,234]. These reagents produced by the reaction with metal salts are very widely employed to introduce the  $\text{R}_3\text{Si}$  group; the metal salts modify the reactivity to give the desired regio- and stereochemical control of the final product. Those reagents that contain magnesium will be discussed in more detail in Section 7.

The general reaction types of the various silylmatallic reagents with organic substrates are discussed briefly below. Examples are given in which the intermediate has usually been quenched with aqueous  $\text{NH}_4\text{Cl}$ ; however, other reagents can be added to give further substitution. The silyl group can also be removed by protodesilylation to give an alcohol [59].

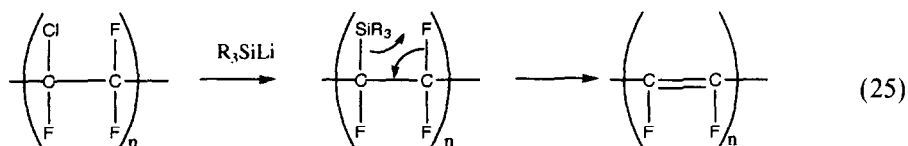
#### 4.3.1. Reaction with organic halides

Silylmatallic reagents react with organic halides to give the substitution products with inversion of stereochemistry at the carbon via a normal  $\text{S}_{\text{N}}2$  pathway [235–237] (Eq. (24)).



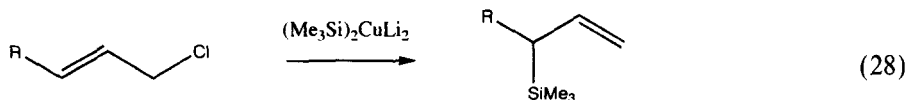
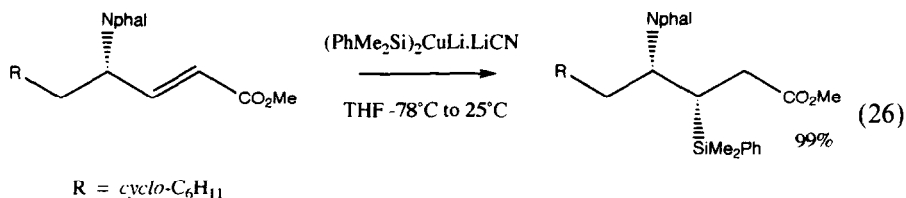
Silyllithium reagents also react with the halides in poly(chlorotrifluoroethane) and unlike alkylolithiums which give the substitution products by reaction with the chloride silylmatallics react probably via nucleophilic substitution followed by an elimination to give carbonization of the polymer backbone (Eq. (25)). This is observed as

blackening and pitting of the polymer surface; alkyllithiums and Grignards react to give a brown-coloured surface with pitting only in the case of the lithium reagents. Silylmetallics are also reactive enough to attack PTFE again probably by a nucleophilic substitution followed by an elimination to give carbonization of the PTFE which explains the black magnetic stirrer bars found in laboratories working with silyllithium reagents [238].



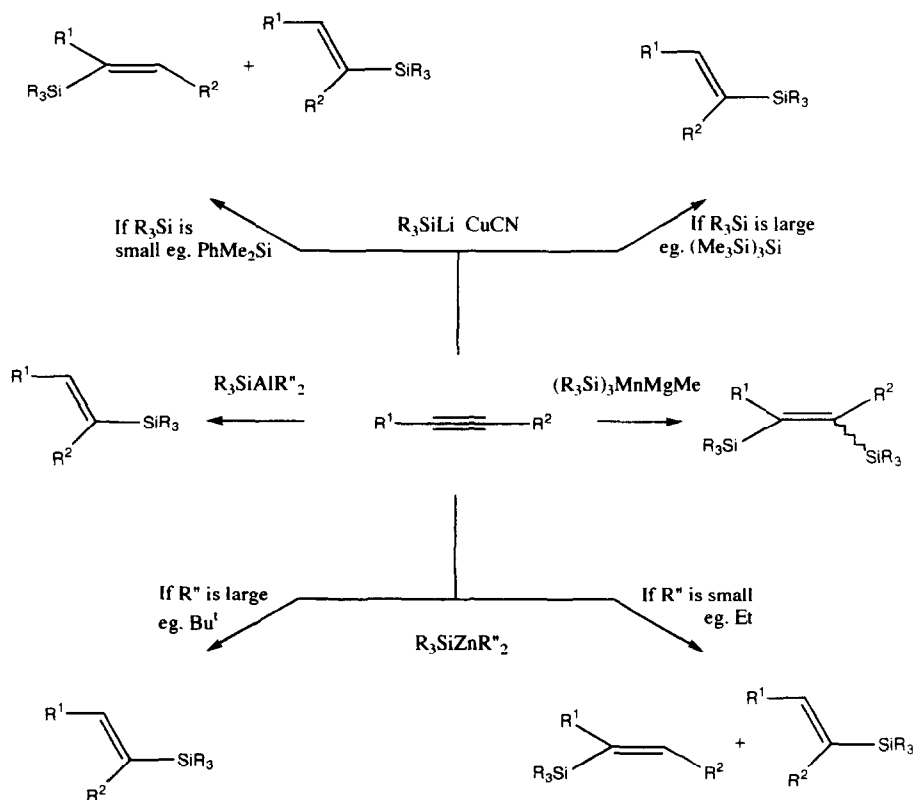
#### 4.3.2. Reaction with double bonds

Silylmetallic compounds react to give the addition products from the double bond usually from the least hindered end [239–242] (Eq. (26)) or if leaving groups are present to give a new double bond by its elimination [243–245] (Eq. (27)), although in some cases they have been shown to react to give the substitution product [243,246–248] (Eq. (28)). Silylmetallics attack allenes either by addition at the centre or at the terminal carbon atom depending on the particular reagent and conditions used [223,249].



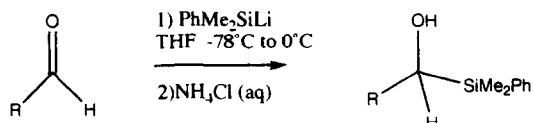
#### 4.3.3. Reaction with triple bonds

Silylmetallic compounds attack triple bonds to give the addition products via attack at the least hindered side; however, this regioselectivity can be altered by the addition of different metal salts [224,231,232,250–252] (Scheme 9).

Scheme 9. Addition of silylmetallics to triple bonds (where  $\text{R}^1$  is larger than  $\text{R}^2$ ).


#### 4.3.4. Reaction with carbonyls

Silylmetallics attack carbonyls to give after an aqueous work-up the simple addition products [249,253,254] (Eq. (29)). The intermediate in this reaction can undergo a Brook rearrangement to give the silylether [255–257] (Eq. (30)).



(29)

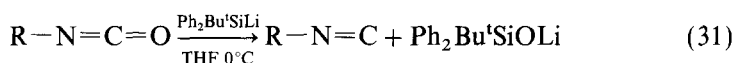
| R  | %  |
|--|----|
| <i>n</i> -C <sub>5</sub> H <sub>11</sub> | 73 |
| <i>n</i> -C <sub>7</sub> H <sub>15</sub> | 70 |
| Ph                                       | 92 |
| cyclo-C <sub>6</sub> H <sub>11</sub>     | 67 |



Silylmetallics react with acid chlorides [258], esters, amides [259] or anhydrides [261] to give the substitution products from the displacement of the chloride etc. In the reaction with  $\alpha,\beta$ -unsaturated ketones, silyllithium reagents in general attack via 1,2 addition [256,261,262] but trimethylsilyllithium [263,264], silylcuprates [222,265,266] or silylzincates [267] attack via 1,4 addition (Scheme 10). The products of the 1,4 attack have been used to protect-mask  $\alpha,\beta$ -unsaturated ketones as the silyl group can be removed by desilylbromination to regenerate the double bond [222,268].

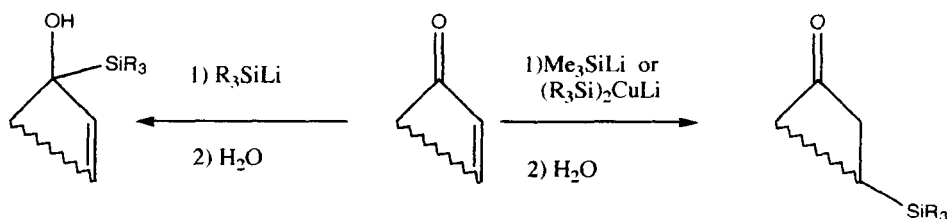
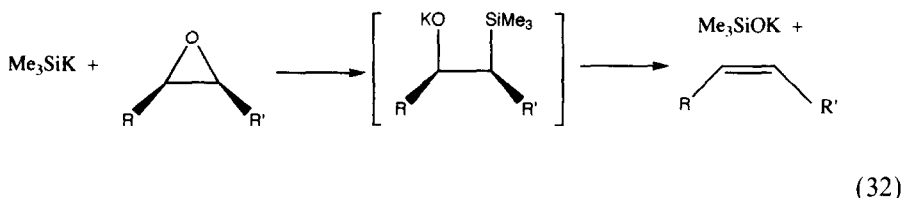
#### 4.3.5. Other reactions

The bulky reagent  $\text{Ph}_2\text{Bu}^t\text{SiLi}$  has been used by Baldwin et al. to convert isocyanates into isonitriles [269] (Eq. (31)). As an intermediate they isolated  $\text{Ph}_2\text{Bu}^t\text{SiC}(\text{O})\text{NH-cyclo-C}_6\text{H}_{12}$ , the first carboxylamide [270].



| R                                    | %  |
|--------------------------------------|----|
| Ph                                   | 65 |
| 1-Np                                 | 79 |
| cyclo-C <sub>6</sub> H <sub>11</sub> | 73 |

Trimethylsilylpotassium has been used to deoxygenated epoxides to give the alkene [271,272] (Eq. (32)).



Scheme 10. Reaction of silylmetallics with  $\alpha,\beta$ -unsaturated ketones.

As well as these reactions the trimethylsilyl derivatives,  $\text{Me}_3\text{SiNa}$  and  $\text{K}$ , have been used as single-electron transfer agents to produce radical anions that are not readily available; these have then been studied by electron spin resonance [34,35,273,274].

A point about reactivity in different solvents is shown by the trimethylsilyllithium adduct with TMEDA,  $(\text{Me}_3\text{SiLi})_2(\text{TMEDA})_3$ ; this adduct will react with compounds such as benzene, toluene, xylenes, mesitylene etc. while the free lithium reagent can be stored in these solvents for months with no reaction [275].

## 5. The synthesis of silyl derivatives of the group 2 metals

Despite the ready availability and wide applicability of Grignard reagents,  $\text{RMgX}$ , for many years analogous silicon compounds  $\text{R}_3\text{SiMgX}$  and  $(\text{R}_3\text{Si})_2\text{Mg}$  species were very rare. Attempts to prepare silyl Grignard reagents are hampered by the lack of ready reaction between magnesium and chlorosilanes (bromo- and iodosilanes being less readily available than their carbon counterparts) and by the Wurtz coupling reaction to form disilanes when highly reactive metals are used (see for example Sections 2.1 and 2.2). Silyl derivatives of either beryllium or the lower group 2 elements are almost unknown.

Although there were many unsuccessful early attempts at the synthesis of silyl Grignard reagents in recent years there have been a number of investigations that suggest that  $\text{R}_3\text{SiMgX}$ ,  $\text{R}_3\text{SiMgR}'$  ( $\text{R}' = \text{alkyl group}$ ) and  $(\text{R}_3\text{Si})_2\text{Mg}$  do exist in solution and even a few examples of disilylmagnesium species being characterized by X-ray crystallography.

### 5.1. $\text{R}_3\text{SiMX}$ species

The first report of a reaction involving an  $\text{R}_3\text{SiMgX}$  species as a probable intermediate was that of Selin and West in 1959 who found that the reaction between  $\text{Ph}_3\text{SiCl}$  and *cyclo*- $\text{C}_6\text{H}_{11}\text{MgBr}$  gave  $\text{Ph}_3\text{SiSiPh}_3$  in 67% yield and that a mixture of  $\text{Ph}_3\text{SiCl}$  and  $\text{Me}_3\text{SiCl}$  with the same Grignard reagent gave  $\text{Ph}_3\text{SiSiMe}_3$  [276]. In each case the formation of  $\text{Ph}_3\text{SiMgBr}$  was invoked which then reacted, as does  $\text{Ph}_3\text{SiLi}$ , with the excess chlorosilane present to give the disilane product. George et al. found that there was a slow reaction between magnesium turnings in THF solution to give  $\text{Ph}_3\text{SiSiPh}_3$ . Again the formation of  $\text{Ph}_3\text{SiMgCl}$  was reasonably invoked which, as would be expected, reacted with  $\text{Ph}_3\text{SiCl}$  to give the disilane [51].

Further evidence for the formation of silyl “Grignard” compounds was reported by Colomer and Corriu who found that the reaction between  $[(\text{CO})_4\text{CoSiPh}_3]$  with  $\text{RMgX}$  reagents ( $\text{R} = \text{Me, Et, or allyl}$ ) gave an intermediate which reacted as if it were  $\text{Ph}_3\text{SiMgBr}$  with  $\text{H}_2\text{O}$ ,  $\text{Me}_3\text{SiCl}$  and  $\text{PhCH}_2\text{Cl}$ , giving  $\text{Ph}_3\text{SiH}$ ,  $\text{Ph}_3\text{SiSiMe}_3$  and  $\text{Ph}_3\text{SiCH}_2\text{Ph}$  respectively. A similar reaction between  $[(\text{CO})_4\text{CoSiMePh}(\alpha\text{-naphth})]$  and  $\text{MeMgBr}$  gave  $\text{MePh}(\alpha\text{-naphth})\text{SiMgBr}$  which reacted with water with retention of configuration at silicon [277].

Although the reaction between  $\text{Me}_3\text{SiCl}$  and  $\text{Mg}$  turnings in THF does not appear

to proceed at any appreciable rate in THF, in HMPT solutions an intermediate formulated as  $\text{Me}_3\text{SiCl}\cdot x\text{HMPT}$  does seem to form and further reaction with  $\text{Me}_3\text{SiCl}$  affords  $\text{Me}_3\text{SiSiMe}_3$ . The use of highly reactive “Rieke” magnesium in THF does, however, lead to the formation of  $\text{Me}_3\text{SiSiMe}_3$ , again presumably as a result of the reaction between the intermediate  $\text{Me}_3\text{SiMgCl}$  and  $\text{Me}_3\text{SiCl}$  [278]. The cocondensation of Mg with  $\text{PhMe}_2\text{SiCl}$  at 77 K is also reported as a synthesis of  $\text{PhMe}_2\text{SiMgCl}$  [279].

More recently several silyl “Grignards” have been prepared by the addition of a silyllithium reagent to magnesium bromide. Thus  $\text{Ph}_3\text{SiMgBr}$  has been generated from  $\text{Ph}_3\text{SiLi}$  and  $\text{MgBr}_2$  [280], the addition of  $\text{MgBr}_2$  to  $(\text{Me}_3\text{Si})_3\text{SiLi}\cdot 3\text{THF}$  affords  $(\text{Me}_3\text{Si})_3\text{SiMgBr}$  [281], and  $\text{PhMe}_2\text{SiLi}$  and  $\text{MgBr}_2$  in THF solution at 0°C give  $\text{PhMe}_2\text{SiMgBr}$  [228]. These silylmagnesium compounds have not been isolated but used in situ for synthetic purposes. It would clearly be of interest to isolate and structurally characterize such compounds.

The reaction of highly reactive calcium using the metal vapour synthesis technique with chlorosilanes is reported to give  $\text{R}_3\text{SiCaCl}$  species ( $\text{R}_3 = \text{Me}_3$ ,  $\text{Et}_3$ , or  $\text{PhMe}_2$ ) which may be derivatized with, for example,  $\text{H}_2\text{O}$  or  $\text{PhBr}$  to give  $\text{R}_3\text{SiH}$  and  $\text{R}_3\text{SiPh}$  respectively. Little further work on these interesting compounds seems to have been carried out [282].

### 5.2. $(\text{R}_3\text{Si})_2\text{M}$ species

The first  $(\text{R}_3\text{Si})_2\text{Mg}$  species,  $(\text{Me}_3\text{Si})_2\text{Mg}$ , was prepared and characterized independently by two groups in 1977 as the DME adduct [283,284]. Stirring magnesium powder with  $(\text{Me}_3\text{Si})_2\text{Hg}$  in DME for about 8 days affords a volatile product that ignites in air and forms colourless needles when crystallized from pentane. The compound was formulated as  $(\text{Me}_3\text{Si})_2\text{Mg}\cdot\text{DME}$  using  $^1\text{H}$  NMR spectroscopic data and mass spectrometry [283]. Another synthesis using magnesium turnings gave the same product after 4–5 weeks as a pink crystalline material. If carried out in THF solution the product appears to be  $(\text{Me}_3\text{Si})_2\text{Mg}\cdot 2\text{THF}$  but this rapidly loses one THF molecule to give  $(\text{Me}_3\text{Si})_2\text{Mg}\cdot\text{THF}$  which is thought to be either a THF or an  $\text{Me}_3\text{Si}$  bridged dimer [284]. More recently the synthesis of  $(\text{Me}_3\text{Si})_2\text{Mg}\cdot\text{DME}$  has been greatly improved by carrying out the reaction using magnesium powder in an ultrasonic bath which is known to accelerate the synthesis of organic Grignard reagents owing to the cleaning of the metal surface and improvement in the transport of reactive species to and from the metal surface. Thus, the disilylmagnesium compound may be made in 80% yield in four days at 30°C using a 14-fold excess of magnesium over  $(\text{Me}_3\text{Si})_2\text{Hg}$  [285].

The reaction between  $(\text{Me}_3\text{Si})_2\text{Mg}\cdot\text{DME}$  and excess TMEDA in hydrocarbon solvent gives  $(\text{Me}_3\text{Si})_2\text{Mg}\cdot\text{TMEDA}$  as colourless needles in 66% yield [286]. The  $\text{Me}_2\text{N}(\text{CH}_2)_3\text{NMe}_2$  (TMDAP) adduct of  $(\text{Me}_3\text{Si})_2\text{Mg}$  has been prepared in several ways. A slow, low yielding (3%) reaction occurs in the direct synthesis using Mg powder and  $\text{Me}_3\text{SiCl}$  in TMDAP with Hg present as a catalyst. Much better routes are the reaction between Mg and  $(\text{Me}_3\text{Si})_2\text{Hg}$  in TMDAP– $\text{Et}_2\text{O}$  (85% yield) and

the displacement of DME from  $(\text{Me}_3\text{Si})_2\text{Mg} \cdot \text{DME}$  using TMDAP in a manner similar to that used for the TMEDA adduct [287].

Although calcium, strontium and barium do not react in THF solution with  $(\text{Ph}_3\text{Si})_2$ , if liquid ammonia is used as solvent they are reported to give  $(\text{Ph}_3\text{Si})_2\text{M}$  species but only the barium compound is sufficiently stable towards ammonolysis to be isolated [288].

### 5.3. $R_3\text{SiMgR}'$ species ( $R' = \text{alkyl}$ )

The preparation of  $\text{PhMe}_2\text{SiMgMe}$  from  $\text{PhMe}_2\text{SiLi}$  and  $\text{MeMgI}$  occurs readily in THF solution at  $0^\circ\text{C}$  [111,289,290] but it does not seem to have been isolated but rather used as generated in situ usually together with a transition metal catalyst. The use of  $\text{Et}_3\text{SiMgEt}$  has been reported but it is unclear how the reagent was prepared [291]; presumably the reaction of  $\text{Et}_3\text{SiLi}$  with an ethyl Grignard would lead to the species in the same manner as for  $\text{PhMe}_2\text{SiMgMe}$ .

## 6. The structures of silyl derivatives of the group 2 metals

The majority of silyl derivatives of the group 2 elements are rarely isolated as solids and so their structural characterization, particularly by X-ray crystallography, is very limited. Few detailed NMR studies on the equilibria between solution species appear to have been carried out.

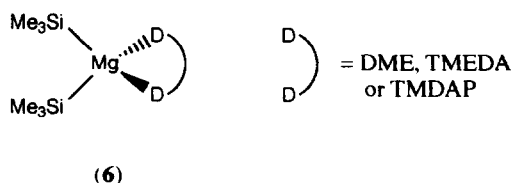
### 6.1. $R_3\text{SiMgX}$ species

No structural data appear to be available for  $R_3\text{SiMgX}$  species but if the addition of  $\text{MgX}_2$  to  $R_3\text{SiLi}$  to give such compounds is general then further work in this area should give compounds that may be structurally characterized.

### 6.2. $(R_3\text{Si})_2\text{Mg}$ species

The X-ray crystal structure of  $(\text{Me}_3\text{Si})_2\text{Mg} \cdot \text{DME}$  (**6**) exhibits a distorted tetrahedral arrangement at Mg with Mg—Si distances of  $2.630(2) \text{ \AA}$  and Si—Mg—Si and O—Mg—O angles of  $125.2(1)^\circ$  and  $76.3(2)^\circ$  respectively. The Si—Mg—Si angle is thought to be large owing to steric repulsion between the two  $\text{Me}_3\text{Si}$  groups and the O—Mg—O angle is small owing to the DME chelate ring [284].

The structure of  $(\text{Me}_3\text{Si})_2\text{Mg} \cdot \text{TMEDA}$  is similar to that of the DME adduct (**6**)



and has an Mg—Si distance of 2.627 Å and Si—Mg—Si and N—Mg—N angles of 115.3(1)° and 82.8(4)° respectively. The closing up of the Si—Mg—Si angle relative to that in the DME adduct has been attributed to TMEDA being a weaker base than DME and the methyl groups interfering with the positioning of the Me<sub>3</sub>Si groups [286]. The structure of (Me<sub>3</sub>Si)<sub>2</sub>Mg.TMDAP is again similar (6), with Si—Mg distances averaging 2.66 Å and Si—Mg—Si and N—Mg—N angles of 119.7(1)° and 93.1(1)° respectively [287].

### 6.3. R<sub>3</sub>SiMgR' species

Although several such species have been prepared in solution no detailed NMR studies seem to have been carried out on them and none seem to have been isolated as solids.

## 7. The reactions of silyl derivatives of the group 2 metals

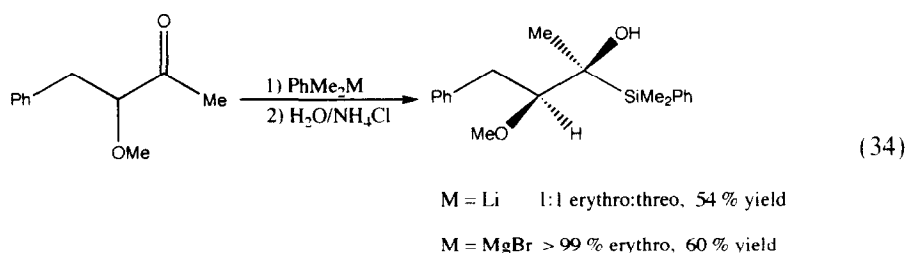
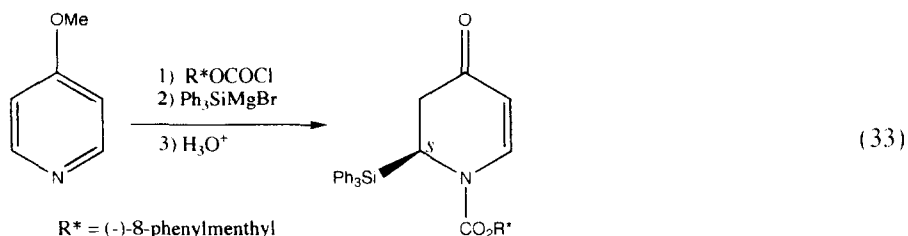
The use of silyl derivatives of the group 2 elements for synthetic purposes has received little attention especially when compared with their organic counterparts. This is probably largely due to their relatively difficult syntheses and because many of the reactions that they might be expected to undergo may be readily achieved using other, more readily available organic reagents. The few studies on the reactivity of silyl magnesium compounds carried out so far suggests that although they often give the same products that would be found from the silyllithium reagents they may give products with different regio- or stereoselectivity.

### 7.1. R<sub>3</sub>SiMgX species

There appear to have been few studies using such species for synthetic purposes although as noted above in Section 5.1 if they are generated in a solution containing a chlorosilane they do appear to react, as would be expected, to give disilane products. Several other reactions of R<sub>3</sub>SiMgX-type species thought to be reaction intermediates are also described in Section 5.1.

More recently several silyl “Grignards” have been used in synthetically useful preparations. Thus Ph<sub>3</sub>SiMgBr adds stereoselectivity to chiral 1-acyl-4-methoxypyridinium salts but the absolute configuration of the dihydropyridones formed (Eq. (33)) is opposite to that formed from analogous reactions with alkyl Grignards [280], whereas the bulky silylmagnesium compound (Me<sub>3</sub>Si)<sub>3</sub>SiMgBr reacts in the manner expected for a Grignard reagent with mesCHO to give (Me<sub>3</sub>Si)<sub>3</sub>SiCH(OH)mes in 66% yield [281]. The use of PhMe<sub>2</sub>SiMgBr in the chelation-controlled addition of an α-alkoxy carbonyl compound gives a significantly different ratio of diastereomers of the expected α-silyl alcohols compared with the corresponding lithium reagent PhMe<sub>2</sub>SiLi (Eq. (34)) [228].



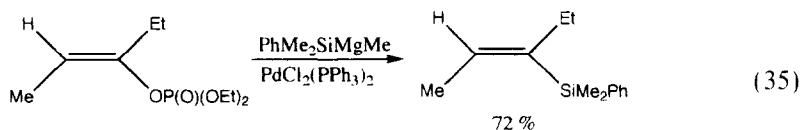


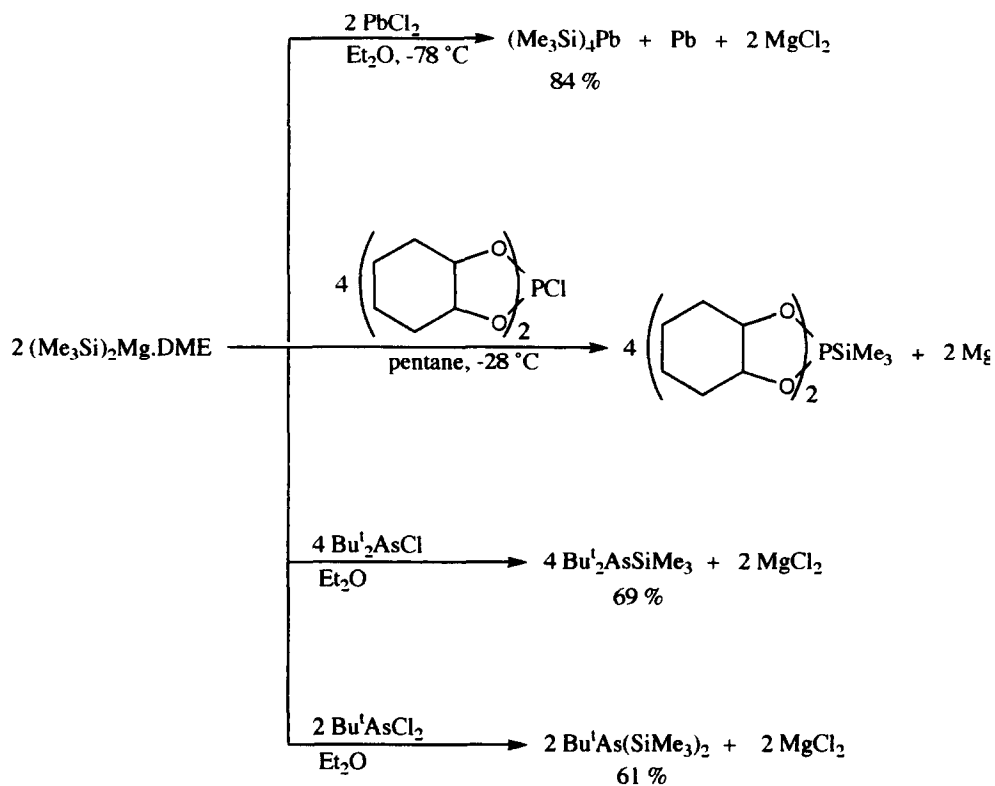
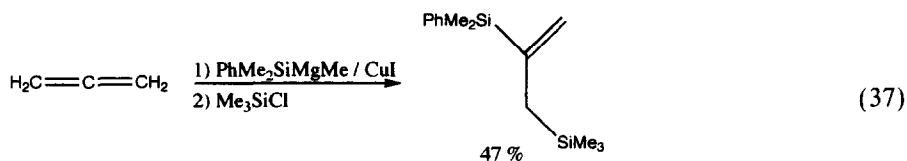
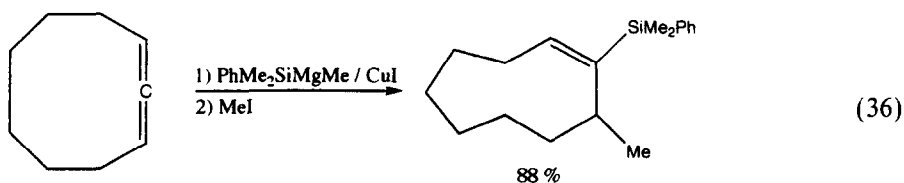
### 7.2. $(\text{R}_3\text{Si})_2\text{Mg}$ species

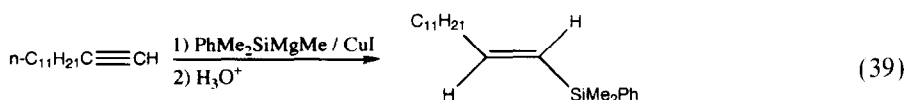
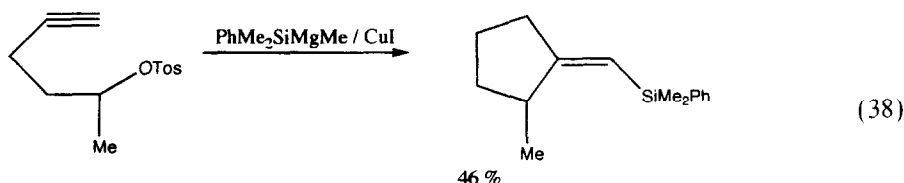
The use of  $(\text{Me}_3\text{Si})_2\text{Mg} \cdot \text{DME}$  as an  $\text{Me}_3\text{Si}$  transfer reagent has been rather limited but it has been used in the synthesis of silyl derivatives of lead [292], phosphorus [293], and arsenic [294] as shown in Scheme 11. The synthesis of  $(\text{Me}_3\text{Si})_3\text{Fe}$  using  $(\text{Me}_3\text{Si})_2\text{Mg} \cdot \text{DME}$  has also been reported briefly [293]. The barium silyl  $(\text{Ph}_3\text{Si})_2\text{Ba}$  reduces silver nitrate to silver and hydrolyses in aqueous methanol to give  $\text{Ph}_3\text{SiOH}$ ,  $\text{Ba}(\text{OH})_2$ , and  $\text{H}_2$  but little else seems to be known about this interesting compound or its calcium and strontium analogues [288].

### 7.3. $\text{R}_3\text{SiMgR}'$ species

The reagent  $\text{PhMe}_2\text{SiMgMe}$  acts as a  $\text{PhMe}_2\text{Si}$  transfer reagent and undergoes a variety of reactions such as palladium-catalysed coupling with enol phosphates [111], regioselective additions to allenes catalysed by copper [289], and silylation of acetylenes which may occur with intramolecular cyclization [290], or regioselectivity to give (*E*)-1-silyl-1-alkenes [231], (Eqs. (35)–(39)). Although  $\text{R}_3\text{SiMgR}'$  species have found some utility in organic synthesis they do not yet seem to have found use in inorganic chemistry.



Scheme 11. Reactions of  $(\text{Me}_3\text{Si})_2\text{Mg} \cdot \text{DME}$ .



The reaction of three equivalents of  $\text{PhMe}_2\text{SiMgMe}$  with  $\text{ZnBr}_2$  affords a reagent formulated as  $(\text{PhMe}_2\text{Si})_3\text{ZnMgMe}$  which undergoes regioselective transition metal catalysed addition to alkenes [232,233]. The reaction between three equivalents of  $\text{PhMe}_2\text{SiLi}$ ,  $\text{MeMgI}$ , and  $\text{MnCl}_2$  affords a similar reagent formulated as  $(\text{PhMe}_2\text{Si})_3\text{MnMgMe}$  which reacts with terminal acetylenes to give 1,2-disilylated 1-alkenes, with mono- and bis(trimethylsilylated) acetylenes to give tri- and tetrasilylated alkenes (including the bulky  $(\text{Me}_3\text{Si})_2\text{C}=\text{C}(\text{SiMe}_3)_2$ ), and with alkenyl halides, alkenyl sulphides and enol phosphates to give vinyl silanes in good yields [234].

## 8. Conclusions

Although the chemistry of the silicon derivatives of the elements of groups 1 and 2 has developed rather slowly in comparison with their organic counterparts the uses of such compounds in inorganic and organic synthesis is now growing rapidly. The growth in the synthetic application of such compounds has not, however, been matched by structural studies and much needs to be done to determine whether such compounds have the rich structural diversity found for their organic analogues. Recent work in the field of organic synthesis suggests that silylmagnesium reagents and their derivatives have great potential but this has yet to be realized in organometallic or inorganic synthesis.

## Note added in proof

Since this article was originally written two important papers on silyllithium reagents have been published. The 1,2-dilithiodisilane derivative 1,2-dilithio-1,2-diisopropyl-1,2-disilaacenaphthendiide can be prepared by treatment of the corresponding 1,2-dichlorodisilane with excess lithium. NMR spectroscopy and theoretical calculations suggest that each lithium interacts with only one silicon atom and that there is some degree of covalency in the  $\text{Si}-\text{Li}$  bond [295]. The reaction of the cyclotrisilane  $\{[2-(\text{Me}_2\text{NCH}_2)\text{C}_6\text{H}_4]_2\text{Si}\}_3$  with lithium in dioxane or in THF gives the 1,3- or 1,2-dilithio species  $\text{Li}\{[2-(\text{Me}_2\text{NCH}_2)\text{C}_6\text{H}_4]_2\text{Si}\}_3\text{Li}$  and

$\text{Li}\{[2-(\text{Me}_2\text{NCH}_2)\text{C}_6\text{H}_4]_2\text{Si}\}_2\text{Li}$  respectively. The 1,3-dilithiotrisilane has a solid state structure in which the lithium atoms are coordinated by both  $\text{NMe}_2$  groups on the adjacent silicon and by a dioxane solvent molecule. In contrast the 1,2-dilithiodisilane is unsymmetrical with one lithium being coordinated by two adjacent  $\text{NMe}_2$  groups and are THF molecule and the second lithium coordinated by one  $\text{NMe}_2$  group and by two THF molecules. Again NMR spectroscopy indicates that there is some covalent character in the Si–Li interaction [296].

## References

- [1] B.J. Wakefield, *The Chemistry of Organolithium Compounds*, Pergamon, Oxford, 1974. B.J. Wakefield, *Organolithium Methods*, Academic Press, London, 1988. U. Schöllkopf, in *Houben Weyl Methoden Der Organischen Chemie*, Vol. XIII/1, Thieme, Stuttgart, 1970, p. 87. J.L. Wardell, in G. Wilkinson, F.G.A. Stone and E.W. Abel (eds.), *Comprehensive Organometallic Chemistry*, Vol. 1, Pergamon Press, Oxford, 1982, p. 43. B.J. Wakefield, in D. Barton and W.D. Ollis (eds.), *Comprehensive Organic Chemistry*, Pergamon, Oxford, 1979, p. 943. P.G. Willard, in B.M. Trost and I. Fleming (eds.), *Comprehensive Organic Synthesis*, Vol. 1, Pergamon, Oxford, 1991, p. 1. D.M. Hurynin, in B. Trost and I. Fleming (eds.), *Comprehensive Organic Synthesis*, Vol. 1, Pergamon, Oxford, 1991, p. 49. K. Nützel, in *Houben Weyl Methoden Der Organischen Chemie*, Vol. XIII/2a, Thieme, Stuttgart, 1973, p. 47. W.E. Lindsell, in G. Wilkinson, F.G.A. Stone and E.W. Abel (eds.), *Comprehensive Organometallic Chemistry*, Vol. 1, Pergamon, Oxford, 1982, p. 155.
- [2] E. Colvin, *Silicon in Organic Synthesis*, Butterworths, London, 1981. E.W. Colvin, *Silicon Reagents in Organic Synthesis*, Academic Press, London, 1988. W.P. Weber, *Silicon Reagents for Organic Synthesis*, Springer, New York, 1983. I. Fleming, in D. Barton and W.D. Ollis (eds.), *Comprehensive Organic Chemistry*, Vol. 3, Pergamon, Oxford, 1979, p. 539. B.J. Aylett, *Organometallic Compounds*, Vol. 1, Part 2, Chapman & Hall, London, 4th edn., 1979, p. 1. S. Pawlenko, in *Houben Weyl Methoden Der Organischen Chemie*, Vol. XIII/5, Thieme, Stuttgart, 1973, p. 1. G.L. Larson, in S. Patai and Z. Rappoport (eds.), *The Chemistry of Organic Silicon Compounds*, Part 1, Wiley, Chichester, 1989, p. 763. J.S. Panek, in B. Trost and I. Fleming (eds.), *Comprehensive Organic Synthesis*, Vol. 1, Pergamon, Oxford, 1991, p. 579.
- [3] D.D. Davies and C.E. Gray, *Organomet. Chem. Rev. A*, 6 (1970) 283.
- [4] H. Gilman and H.J.S. Winkler, in H. Zeiss (ed.), *Organometallic Chemistry*, Reinhold, New York, 1960, p. 270.
- [5] C. Eaborn, *Biogr. Mem. Fellows R. Soc.*, 36 (1990) 153.
- [6] H. Gilman and T.C. Wu, *J. Am. Chem. Soc.*, 73 (1951) 4031.
- [7] H. Gilman and G.D. Lichtenwalter, *J. Am. Chem. Soc.*, 80 (1958) 608.
- [8] B. Reiter and K. Hassler, *J. Organomet. Chem.*, 467 (1994) 21.
- [9] M.A. Ring and D.M. Ritter, *J. Am. Chem. Soc.*, 83 (1961) 802.
- [10] F. Feher, P. Plichata and R. Guillery, *Tetrahedron Lett.*, 11 (1970) 4443.
- [11] H. Gilman and W. Steudel, *Chem. Ind.*, (1959) 1094.
- [12] H. Gilman and T.C. Wu, *J. Am. Chem. Soc.*, 75 (1953) 3762.
- [13] K. Hassler, *Monatsh. Chem.*, 119 (1988) 1051.
- [14] D. Wittenberg and H. Gilman, *J. Am. Chem. Soc.*, 80 (1958) 2677.
- [15] A.G. Brook and H. Gilman, *J. Am. Chem. Soc.*, 76 (1954) 77.
- [16] M.V. George and H. Gilman, *J. Am. Chem. Soc.*, 81 (1959) 3288.
- [17] D. Wittenberg, D. Akoi and H. Gilman, *J. Am. Chem. Soc.*, 80 (1958) 5933.
- [18] H. Gilman and T.C. Wu, *J. Org. Chem.*, 18 (1953) 753.
- [19] H. Gilman, T.C. Wu, H.A. Hartzfeld, G.A. Guter, A.G. Smith, J.J. Goodman and S.H. Eidt, *J. Am. Chem. Soc.*, 74 (1952) 561.

- [20] D. Wittenberg and H. Gilman, *Chem. Ind.*, (1958) 390.
- [21] H. Gilman, J.A. Beel, C.G. Brannen, M.W. Bullock, G.E. Dunn and L.S. Miller, *J. Am. Chem. Soc.*, 71 (1949) 1499.
- [22] J.A. Beel, W.G. Koch, G.E. Tomasi, D.E. Hermansen and P. Fleetwood, *J. Org. Chem.*, 24 (1959) 2036.
- [23] E. Buncel, T.K. Venkatachalam, B. Eliasson and U. Edlund, *J. Am. Chem. Soc.*, 107 (1985) 303.
- [24] N.A. Rahman, I. Fleming and A.B. Zwicky, *J. Chem. Res. (S)*, (1992) 292; *J. Chem. Res. (M)*, (1992) 2401.
- [25] D. Wittenberg, M.V. George and H. Gilman, *J. Am. Chem. Soc.*, 81 (1959) 4812.
- [26] H. Gilman, F.W.G. Fearon and R.L. Harrell, *J. Organomet. Chem.*, 5 (1966) 592.
- [27] J.J. Eisch, *J. Org. Chem.*, 28 (1963) 707.
- [28] J.-H. Hong and P. Boudjouk, *J. Am. Chem. Soc.*, 115 (1993) 5883.
- [29] M. Ishikawa, T. Tabohashi, M. Kumada, H. Ohashi and J. Iyoda, *Organometallics*, 2 (1983) 351.
- [30] H. Gilman, R.K. Ingham and A.G. Smith, *J. Org. Chem.*, 18 (1953) 1743.
- [31] C.A. Kraus and W.K. Nelson, *J. Am. Chem. Soc.*, 56 (1934) 195.
- [32] W.C. Still, *J. Org. Chem.*, 41 (1976) 3063.
- [33] R.J.P. Corriu and C. Guerin, *J. Chem. Soc., Chem. Commun.*, (1980) 168.
- [34] H. Sakurai, A. Okada, M. Kira and K. Yonezawa, *Tetrahedron Lett.*, (1971) 1511.
- [35] H. Sakurai and F. Kondo, *J. Organomet. Chem.*, 92 (1975) C46.
- [36] E. Buncel, T.K. Venkatachalam and E. Edlund, *J. Organomet. Chem.*, 437 (1992) 85.
- [37] A. Furstner and H. Weidmann, *J. Organomet. Chem.*, 354 (1988) 15.
- [38] H. Gilman, J.M. Holmes and C.L. Smith, *Chem. Ind.*, (1965) 848.
- [39] K.M. Baines, K.A. Mueller and T.K. Sham, *Can. J. Chem.*, 70 (1992) 2884.
- [40] R.H. Heyn and T.D. Tilley, *Inorg. Chem.*, 29 (1990) 4051.
- [41] G. Gutekunst and A.G. Brook, *J. Organomet. Chem.*, 225 (1982) 1.
- [42] B.K. Nicholson and J. Simpson, *J. Organomet. Chem.*, 72 (1974) 211.
- [43] M.E. Lee, M.A. North and P. Gaspar, *Phosphorus Sulfur Silicon*, 56 (1991) 203.
- [44] K.M. Baines, A.G. Brook, R.R. Ford, P.D. Lickiss, A.K. Saxena, W.J. Chatterton, J.F. Sawyer and B.A. Behnam, *Organometallics*, 8 (1989) 693.
- [45] M.J. Fink and D.B. Puranik, *Organometallics*, 6 (1987) 1809.
- [46] D. Bravo-Zhivotovskii, M.M. Yuzefovich and Y. Apeloig, *Silicon Containing Polymers Symp.*, University of Kent, July 1994, poster P7.
- [47] J. Ohishita, Y. Yoshitomi and M. Ishikawa, *Organometallics*, 13 (1994) 3227.
- [48] H. Gilman and R.L. Harrell, *J. Organomet. Chem.*, 9 (1967) 67.
- [49] C.M. Smith, personal observations.
- [50] H. Gilman, D.J. Peterson and D. Wittenberg, *Chem. Ind.*, (1958) 1479.
- [51] M.W. George, D.J. Peterson and H. Gilman, *J. Am. Chem. Soc.*, 82 (1960) 403.
- [52] G.W. Slugget and W.J. Leigh, *Organometallics*, 11 (1992) 3731.
- [53] M. Ishikawa, T. Horio, T. Hatano and A. Kunai, *Organometallics*, 12 (1993) 2078.
- [54] K. Tamao, A. Kawachi and Y. Ito, *J. Am. Chem. Soc.*, 114 (1992) 3989.
- [55] K. Ruehlmann and P. Schilling, *Z. Chem.*, 27 (1987) 34.
- [56] J.D. Buynak, J.B. Strickland, G.W. Lamb, D. Khasnis, S. Modi, D. Williams and H. Zhang, *J. Org. Chem.*, 56 (1991) 7076.
- [57] J.B. Lambert and M. Urdaneta-Perez, *J. Am. Chem. Soc.*, 100 (1978) 157.
- [58] M. Weidenbruch and K. Kramer, *Z. Naturforsch., Teil B*, 40 (1985) 601.
- [59] I. Fleming and S.B.D. Winter, *Tetrahedron Lett.*, 34 (1993) 7287.
- [60] K.E. Ruehl, M.E. Davis and K. Matyaszewski, *Organometallics*, 11 (1992) 788.
- [61] N. Wiberg, G. Fisher and P. Karampatses, *Angew. Chem., Int. Edn. Engl.*, 23 (1984) 59.
- [62] N. Wiberg, H. Schuster, A. Simon and K. Peters, *Angew. Chem., Int. Edn. Engl.*, 25 (1986) 79.
- [63] J.-H. Hong, P. Boudjouk and S. Castellino, *Organometallics*, 13 (1994) 3387.
- [64] J.G. Milligan and C.A. Kraus, *J. Am. Chem. Soc.*, 72 (1950) 5297.
- [65] H. Gilman and G.E. Dunn, *J. Am. Chem. Soc.*, 73 (1951) 5077.
- [66] R.J.P. Corriu, C. Guerin and B. Kolani, *Bull. Soc. Chim. Fr.*, (1985) 973.
- [67] J.L. Brefort, R.J.P. Corriu, C. Guerin and B. Henner, *J. Organomet. Chem.*, 370 (1989) 9.

- [68] E. Weiss, G. Hencken and H. Kuhr, *Chem. Ber.*, 103 (1970) 2868.
- [69] T. Lobreyer, J. Oeler, W. Sundermeyer and H. Oberhammer, *Chem. Ber.*, 126 (1993) 665.
- [70] M. Porchia, N. Brianese, U. Casellato, F. Ossola, G. Rossetto, P. Zanella and R. Graziani, *J. Chem. Soc., Dalton Trans.*, (1989) 677.
- [71] A.L. Allred, R.T. Smart and D.A. van Beek, Jr., *Organometallics*, 11 (1992) 4225.
- [72] E. Hengge and N. Holtschmidt, *J. Organomet. Chem.*, 12 (1968) P5.
- [73] N.S. Vyazankin, G.A. Razuvaev, E.N. Gladyshev and S.P. Korneva, *J. Organomet. Chem.*, 7 (1967) 353.
- [74] F.K. Mitter, G.I. Pollhamer and E. Hengge, *J. Organomet. Chem.*, 314 (1986) 1.
- [75] K.W. Klinkhammer and W. Schwarz, *Z. Anorg. Allg. Chem.*, 619 (1993) 1777.
- [76] S.K. Mehrotra, H. Kawa, J.R. Baran, Jr., M.M. Ludvig and R.L. Lagow, *J. Am. Chem. Soc.*, 112 (1990) 9003.
- [77] J.A. Morrison and R.L. Lagow, *Inorg. Chem.*, 16 (1977) 2972.
- [78] W.N. Setzer and P. von R. Schleyer, *Adv. Organomet. Chem.*, 24 (1985) 353.
- [79] C. Schade and P. von R. Schleyer, *Adv. Organomet. Chem.*, 27 (1987) 169.
- [80] T.F. Schaaf, W. Butler, M.D. Glick and J.P. Oliver, *J. Am. Chem. Soc.*, 96 (1974) 7593.
- [81] W.H. Ilsley, T.F. Schaaf, M.D. Glick and J.P. Oliver, *J. Am. Chem. Soc.*, 102 (1980) 3769.
- [82] B. Schubert and E. Weiss, *Angew. Chem., Int. Edn. Engl.*, 22 (1983) 496.
- [83] A. Maercker, M. Bsata, W. Buchmeier and B. Engelen, *Chem. Ber.*, 117 (1984) 2547.
- [84] B. Teclé, W.H. Ilsley and J.P. Oliver, *Organometallics*, 1 (1982) 875.
- [85] G. Becker, H.-M. Hartmann, E. Hengge and F. Schrank, *Z. Anorg. Allg. Chem.*, 572 (1989) 63.
- [86] W.H. Ilsley, M.J. Albright, T.J. Anderson and M.D. Glick, *Inorg. Chem.*, 19 (1980) 3577.
- [87] H.V.R. Dias, M.M. Olmstead, K. Ruhlandt-Senge and P.P. Power, *J. Organomet. Chem.*, 462 (1993) 1.
- [88] J.J. Brooks and G.D. Stucky, *J. Am. Chem. Soc.*, 94 (1972) 7333.
- [89] G. Becker, H.-M. Hartmann, J. Münch and H. Riffel, *Z. Anorg. Allg. Chem.*, 530 (1985) 29.
- [90] A. Heine, R. Herbst-Irmer, G.M. Sheldrick and D. Stalke, *Inorg. Chem.*, 32 (1993) 2694.
- [91] M.A. Ring and D.M. Ritter, *J. Phys. Chem.*, 65 (1961) 182.
- [92] O. Mundt, G. Becker, H.M. Hartmann and W. Schwarz, *Z. Anorg. Allg. Chem.*, 572 (1989) 75.
- [93] W. Biffar and H. Nöth, *Z. Naturforsch., Teil B*, 36 (1981) 1509.
- [94] A.G. Avent, C. Eaborn, P.B. Hitchcock, G.A. Lawless, P.D. Lickiss, M. Mallien, J.D. Smith, A.D. Webb and B. Wrackmeyer, *J. Chem. Soc., Dalton Trans.*, (1993) 3259.
- [95] U. Edlund, T. Lejon, P. Pyykkö, T.K. Venkatachalam and E. Buncel, *J. Am. Chem. Soc.*, 109 (1987) 5982.
- [96] U. Edlund, T. Lejon, T.K. Venkatachalam and E. Buncel, *J. Am. Chem. Soc.*, 107 (1985) 6408.
- [97] S. Sharma and A.C. Oehlschlager, *J. Org. Chem.*, 54 (1989) 5383.
- [98] E. Buncel, T.K. Venkatachalam, U. Edlund and B. Eliasson, *J. Chem. Soc., Chem. Commun.*, (1984) 1476.
- [99] G.A. Olah and R.J. Hunadi, *J. Am. Chem. Soc.*, 102 (1980) 6989.
- [100] E. Buncel, T.K. Venkatachalam and U. Edlund, *Can. J. Chem.*, 64 (1986) 1674.
- [101] D.R. Cary and J. Arnold, *Inorg. Chem.*, 33 (1994) 1791.
- [102] G. Becker, K.W. Klinkhammer and W. Massa, *Z. Anorg. Allg. Chem.*, 619 (1993) 628.
- [103] G. Becker, K.W. Klinkhammer, S. Lartiges, P. Böttcher and W. Poll, *Z. Anorg. Allg. Chem.*, 613 (1992) 7.
- [104] K. Fehér, M. Krancher and M. Fehér, *Z. Anorg. Allg. Chem.*, 606 (1991) 7.
- [105] M.L. Sierra, V. Srin, J. de Mel and J.P. Oliver, *Organometallics*, 8 (1989) 2312.
- [106] A.G. Brook, R.K.M.R. Kallury and Y.C. Poon, *Organometallics*, 1 (1982) 987.
- [107] W. Biffar and H. Nöth, *Chem. Ber.*, 115 (1982) 934.
- [108] W. Biffar, H. Nöth and H. Pommerening, *Angew. Chem., Int. Edn. Engl.*, 19 (1980) 56.
- [109] M. Layh and W. Uhl, *Polyhedron*, 9 (1990) 277.
- [110] E.E. Nifantiev, N.S. Vyazankin, S.F. Sorokina, L.A. Vorobieva, O.A. Vyazankina, D.A. Bravo-Zhivotovsky and A.R. Bekker, *J. Organomet. Chem.*, 277 (1984) 211.
- [111] Y. Okuda, M. Sato, K. Oshima and H. Nozaki, *Tetrahedron Lett.*, 24 (1983) 2015.
- [112] Y.-M. Pai, E. Wanek and W.P. Weber, *J. Organomet. Chem.*, 270 (1984) 271.

- [113] S. Sharma and A.C. Oehlschlager, *J. Org. Chem.*, 56 (1991) 770.
- [114] H. Gilman and C.L. Smith, *J. Organomet. Chem.*, 6 (1966) 665.
- [115] J. Maxka, L.-M. Huang and R. West, *Organometallics*, 10 (1991) 656.
- [116] M. Ishikawa, H. Sugisawa, M. Kumada, T. Higuchi, K. Matsui and K. Hirotsu, *Organometallics*, 1 (1982) 1473.
- [117] H. Vancik, G. Raabe, M.J. Michalczyk, R. West and J. Michl, *J. Am. Chem. Soc.*, 107 (1985) 4097.
- [118] G. Fritz and B. Grunert, *Z. Anorg. Allg. Chem.*, 473 (1981) 59.
- [119] R. Menescal and R. West, *Macromolecules*, 23 (1990) 4492.
- [120] K.H. Pannell, J.M. Rozell, Jr. and C. Hernandez, *J. Am. Chem. Soc.*, 111 (1989) 4482.
- [121] K. Hassler and G. Bauer, *Spectrochim. Acta A*, 43 (1987) 1325.
- [122] Y. Ito, M. Suginome, T. Matsuura and M. Murakami, *J. Am. Chem. Soc.*, 113 (1991) 8899.
- [123] E. Hengge, M. Eibl and B. Stadelmann, *Monatsh. Chem.*, 124 (1993) 523.
- [124] W. Uhlig, *J. Organomet. Chem.*, 421 (1991) 189.
- [125] W. Uhlig, *J. Organomet. Chem.*, 452 (1993) C6.
- [126] K.H. Pannell and S. Sharma, *Organometallics*, 10 (1991) 1655.
- [127] W. Uhlig, *J. Organomet. Chem.*, 463 (1993) 73.
- [128] P.D. Lickiss and C.M. Smith, unpublished results.
- [129] S.S. Zigler, L.M. Johnson and R. West, *J. Organomet. Chem.*, 341 (1988) 187.
- [130] D. Seyferth, G. Raab and S.O. Grim, *J. Org. Chem.*, 26 (1961) 3034.
- [131] M. Charissé, M. Mathes, D. Simon and M. Dräger, *J. Organomet. Chem.*, 445 (1993) 39.
- [132] W. Uhlig, *Z. Anorg. Allg. Chem.*, 603 (1991) 109.
- [133] W. Uhlig, *Z. Anorg. Allg. Chem.*, 601 (1991) 125.
- [134] E.E. Nifant'ev, S.F. Sorokina, L.A. Vorob'eva, A.A. Borisenko and N.N. Nevskii, *J. Gen. Chem. USSR*, 55 (1985) 658.
- [135] C. Krempner and H. Oehme, *J. Organomet. Chem.*, 464 (1994) C7.
- [136] M. Haase, U. Klingebiel, R. Boese and M. Polk, *Chem. Ber.*, 119 (1986) 1117.
- [137] M. Haase and U. Klingebiel, *Angew. Chem., Int. Edn. Engl.*, 24 (1985) 324.
- [138] A. Heine and D. Stalke, *Angew. Chem., Int. Edn. Engl.*, 32 (1993) 121.
- [139] A.M. Arif, A.H. Cowley, T.M. Elkins and R.A. Jones, *J. Chem. Soc., Chem. Commun.*, (1986) 1776.
- [140] R. Frey, G. Linti and K. Polborn, *Chem. Ber.*, 127 (1994) 101.
- [141] F.H. Elsner, H.-G. Woo and T.D. Tilley, *J. Am. Chem. Soc.*, 110 (1988) 313.
- [142] O.W. Steward, G.L. Heider and J.S. Johnson, *J. Organomet. Chem.*, 168 (1979) 33.
- [143] A.G. Brook and L. Yau, *J. Organomet. Chem.*, 271 (1984) 9.
- [144] A.G. Brook and J. Chrusciel, *Organometallics*, 3 (1984) 1317.
- [145] H. Oehme, R. Wustrack, A. Heine, G.M. Sheldrick and D. Stalke, *J. Organomet. Chem.*, 452 (1993) 33.
- [146] M. Haase and U. Klingebiel, *Z. Anorg. Allg. Chem.*, 524 (1985) 106.
- [147] M. Haase and U. Klingebiel, *Z. Naturforsch., Teil B*, 41 (1986) 697.
- [148] Y. Derouiche and P.D. Lickiss, *J. Organomet. Chem.*, 407 (1991) 41.
- [149] A. Heine and D. Stalke, *Angew. Chem., Int. Edn. Engl.*, 33 (1994) 113.
- [150] S.P. Mallela and R.A. Geanangel, *Inorg. Chem.*, 30 (1991) 1480.
- [151] S.P. Mallela and R.A. Geanangel, *Inorg. Chem.*, 33 (1994) 1115.
- [152] S.P. Mallela, M.A. Ghuman and R.A. Geanangel, *Inorg. Chim. Acta*, 202 (1992) 211.
- [153] W.P. Freeman, T.D. Tilley, A.L. Rheingold and R.L. Ostrander, *Angew. Chem., Int. Edn. Engl.*, 32 (1993) 1744.
- [154] S.P. Mallela and R.A. Geanangel, *Inorg. Chem.*, 29 (1990) 3525.
- [155] A.M. Arif, A.H. Cowley and T.M. Elkins, *J. Organomet. Chem.*, 325 (1987) C11.
- [156] S.P. Mallela, I. Bernal and R.A. Geanangel, *Inorg. Chem.*, 31 (1992) 1626.
- [157] S.P. Mallela and R.A. Geanangel, *Inorg. Chem.*, 32 (1993) 602.
- [158] J. Jappy and P.N. Preston, *J. Organomet. Chem.*, 19 (1969) 196.
- [159] M. Haase, U. Klingebiel and L. Skoda, *Z. Naturforsch., Teil B*, 39 (1984) 1500.
- [160] A.H. Cowley and T.H. Newman, *Organometallics*, 1 (1982) 1412.
- [161] G. Bertand, C. Couret, J. Escudie, S. Majid and J. Majoral, *Tetrahedron Lett.*, 23 (1982) 3567.

- [162] L.N. Markovskii, V.D. Romanenko, M.I. Povolotkii, A.V. Ruban and E.O. Klebanskii, *J. Gen. Chem. USSR*, 56 (1986) 1904.
- [163] S. Haber, R. Boese and M. Regitz, *Angew. Chem., Int. Edn. Engl.*, 29 (1990) 1436.
- [164] P.J. Bonasia, D.E. Grindelberger, B.O. Dabbousi and J. Arnold, *J. Am. Chem. Soc.*, 114 (1992) 5209.
- [165] B.O. Dabbousi, P.J. Bonasia and J. Arnold, *J. Am. Chem. Soc.*, 113 (1991) 3186.
- [166] J. Arnold, T.D. Tilley, A.L. Rheingold and S.J. Geib, *Inorg. Chem.*, 26 (1987) 2106.
- [167] N. Wiberg, C.M.M. Finger and K. Polborn, *Angew. Chem., Int. Edn. Engl.*, 32 (1993) 1054.
- [168] N. Wiberg and K. Schurz, *Chem. Ber.*, 121 (1988) 581.
- [169] N. Wiberg, K. Schurz, G. Reber and G. Müller, *J. Chem. Soc., Chem. Commun.*, (1986) 591.
- [170] N. Wiberg and K. Schurz, *J. Organomet. Chem.*, 341 (1988) 145.
- [171] N. Wiberg, P. Karampatses, E. Kühnel, M. Veith and V. Huch, *Z. Anorg. Allg. Chem.*, 562 (1988) 91.
- [172] K.H. Pannell, R.N. Kapoor, R. Raptis, L. Párkányi and V. Fülöp, *J. Organomet. Chem.*, 384 (1990) 41.
- [173] E. Hengge and F. Schrank, *J. Organomet. Chem.*, 299 (1986) 1.
- [174] A. Haas, R. Sülentrop and C. Krüger, *Z. Anorg. Allg. Chem.*, 619 (1993) 819.
- [175] H. Stüger and P. Lassacher, *J. Organomet. Chem.*, 450 (1993) 79.
- [176] K. Hassler and M. Poeschl, *J. Organomet. Chem.*, 385 (1990) 201.
- [177] K. Hassler and M. Poeschl, *Monatsh. Chem.*, 121 (1990) 365.
- [178] S. Henkel, K.W. Klinkhammer and W. Schwarz, *Angew. Chem., Int. Edn. Engl.*, 33 (1994) 681.
- [179] J.D. Smith, *Pure Appl. Chem.*, 58 (1986) 623.
- [180] T.D. Tilley, in S. Patai and Z. Rappoport (eds.), *The Chemistry of Organic Silicon Compounds*, Part 2, Wiley, Chichester, 1989, p. 1415. T.D. Tilley, in S. Patai and Z. Rappoport (eds.), *The Silicon Heteroatom Bond*, Wiley, Chichester, 1991, pp. 245, 309.
- [181] Y.O. Kim and H.M. Goff, *J. Am. Chem. Soc.*, 110 (1988) 8706.
- [182] H. Schumann, J.A. Meese-Marktscheffel and F.E. Hahn, *J. Organomet. Chem.*, 390 (1990) 301.
- [183] H. Schumann, S. Nickel, E. Hahn and M.J. Heeg, *Organometallics*, 4 (1985) 800.
- [184] J. Chatt, C. Eaborn, S.D. Ibekwe and P.N. Kapoor, *J. Chem. Soc. A*, (1970) 1343.
- [185] T. Kobayashi, T. Hayashi, H. Yamashita and M. Tanaka, *Chem. Lett.*, (1988) 1411.
- [186] H. Schumann, S. Nickel, J. Loebel and J. Pickardt, *Organometallics*, 7 (1988) 2004.
- [187] J. Meyer, J. Willnecker and U. Schubert, *Chem. Ber.*, 122 (1989) 223.
- [188] H. Piana, H. Wagner and U. Schubert, *Chem. Ber.*, 124 (1991) 63.
- [189] B.K. Campion, R.H. Heyn and T.D. Tilley, *Organometallics*, 12 (1993) 2584.
- [190] Yu.A. Ol'dekop and V.A. Knizhnikov, *J. Gen. Chem. USSR*, 51 (1981) 1472.
- [191] M.H. Chisholm, G.J. Gama and I.P. Parkin, *Polyhedron*, 12 (1993) 961.
- [192] Th. Kruck, E. Job and U. Klose, *Angew. Chem., Int. Edn. Engl.*, 7 (1968) 374.
- [193] A.H. Cowley, T.M. Elkins, R.A. Jones and C.M. Nunn, *Angew. Chem., Int. Edn. Engl.*, 27 (1988) 1349.
- [194] H. Wagner and U. Schubert, *Chem. Ber.*, 123 (1990) 2101.
- [195] U. Schubert and H. Wagner, *J. Organomet. Chem.*, 361 (1989) C15.
- [196] D.M. Roddick, R.H. Heyn and T.D. Tilley, *Organometallics*, 8 (1989) 324.
- [197] L.S. Chang, M. Pontier Johnson and M.J. Fink, *Organometallics*, 8 (1989) 1369.
- [198] B.K. Campion, R.H. Heyn and T.D. Tilley, *J. Am. Chem. Soc.*, 112 (1990) 2011.
- [199] M.V. Ustinov, D.A. Bravo-Zhivotovskii, I.D. Kalikhman, V.Yu. Vitkovskii, N.S. Vyazankin and M.G. Voronkov, *J. Organomet. Chem. USSR*, 2 (1989) 664.
- [200] J. Arnold, D.M. Roddick, T.D. Tilley, A.L. Rheingold and S.J. Geib, *Inorg. Chem.*, 27 (1988) 3510.
- [201] F.H. Elsner, T.D. Tilley, A.L. Rheingold and S.J. Geib, *J. Organomet. Chem.*, 358 (1988) 169.
- [202] Z. Xue, L. Li, L.K. Hoyt, J.B. Diminnie and J.L. Pollitte, *J. Am. Chem. Soc.*, 116 (1994) 2169.
- [203] R.H. Heyn and T.D. Tilley, *Inorg. Chem.*, 28 (1989) 1768.
- [204] H.-G. Woo, R.H. Heyn and T.D. Tilley, *J. Am. Chem. Soc.*, 114 (1992) 5698.
- [205] F. Pruss, T. Wieland, J. Perner and G. Heckmann, *Z. Naturforsch., Teil B*, 47 (1992) 1355.
- [206] D.M. Roddick, T.D. Tilley, A.L. Rheingold and S.J. Geib, *J. Am. Chem. Soc.*, 109 (1987) 945.
- [207] M.H. Chisholm, H.-T. Chiu, K. Folting and J.C. Huffman, *Inorg. Chem.*, 23 (1984) 4097.
- [208] M.J. Checuti, M.H. Chisholm, H.T. Chiu and J.C. Huffman, *J. Am. Chem. Soc.*, 105 (1983) 1060.
- [209] U. Schubert, A. Schenkel and J. Müller, *J. Organomet. Chem.*, 292 (1985) C11.



- [210] U. Schubert and A. Schenkel, *Chem. Ber.*, 121 (1988) 939.
- [211] M.C. Couldwell, J. Simpson and W.T. Robinson, *J. Organomet. Chem.*, 107 (1976) 323.
- [212] U. Schubert and A. Schenkel, *Trans. Met. Chem.*, 10 (1985) 210.
- [213] A. Heine, R. Herbst-Irmer and D. Stalke, *J. Chem. Soc., Chem. Commun.*, (1993) 1729.
- [214] H.-F. Klein, J. Montag, U. Zucha, U. Flörke and H.-J. Haupt, *Inorg. Chim. Acta*, 177 (1990) 35.
- [215] H. Wagner and U. Schubert, *Chem. Ber.*, 123 (1990) 2101.
- [216] E. Amberger, E. Müllhofer and H. Stern, *J. Organomet. Chem.*, 17 (1969) P5.
- [217] E. Uhlig, B. Hipler and P. Müller, *Z. Anorg. Allg. Chem.*, 442 (1978) 11.
- [218] E.O. Fischer and P. Sadler, *Z. Naturforsch., Teil B*, 36 (1981) 781.
- [219] E.O. Fischer, P. Rustemeyer and D. Neugebauer, *Z. Naturforsch., Teil B*, 35 (1980) 1083.
- [220] E.O. Fischer and P. Rustemeyer, *Z. Naturforsch., Teil B*, 37 (1982) 627.
- [221] E.O. Fischer, P. Rustemeyer, O. Orama, D. Neugebauer and U. Schubert, *J. Organomet. Chem.*, 247 (1983) 7.
- [222] D.J. Ager and I. Fleming, *J. Chem. Soc., Chem. Commun.*, (1978) 177.
- [223] A. Barbero, P. Cuadardo, A.M. Gonzalez, F.J. Pulido and I. Fleming, *J. Chem. Soc., Perkin Trans. 1*, (1991) 2811.
- [224] H.-M. Chen and J.P. Oliver, *J. Organomet. Chem.*, 316 (1986) 255.
- [225] J.G. Smith, N.R. Quinn and M. Viswanathan, *Synth. Commun.*, 13 (1983) 773.
- [226] S. Sharma and A.C. Oehlschlager, *Tetrahedron*, 45 (1989) 557.
- [227] I. Fleming and T.W. Newton, *J. Chem. Soc., Perkin Trans. 1*, (1984) 1805.
- [228] H.J. Reich, R.C. Holtan and C. Bolm, *J. Am. Chem. Soc.*, 112 (1990) 5609.
- [229] K. Fugami, S. Nakatsukasa, K. Oshima, K. Utimoto and H. Nozaki, *Chem. Lett.*, (1986) 869.
- [230] Y. Okuda, M. Sato, K. Oshima and H. Nozaki, *Tetrahedron Lett.*, 24 (1983) 2015.
- [231] H. Hayami, M. Sato, S. Kanemoto, Y. Morizawa, K. Oshima and H. Nozaki, *J. Am. Chem. Soc.*, 105 (1983) 4491.
- [232] K. Wakamatsu, T. Nonaka, Y. Okuda, W. Tuckmantel, K. Oshima, K. Utimoto and H. Nozaki, *Tetrahedron*, 42 (1986) 4427.
- [233] K. Wakamatsu, W. Tuckmantel, K. Oshima and H. Nozaki, *Tetrahedron Lett.*, 26 (1985) 4629.
- [234] K. Fugami, J. Hibino, S. Nakatsukasa, S. Matsubara, K. Oshima, K. Utimoto and H. Nozaki, *Tetrahedron*, 44 (1988) 4277.
- [235] T. Hayashi, Y. Okamoto and M. Kumada, *J. Chem. Soc., Chem. Commun.*, (1982) 1072.
- [236] C.R. Grob and P. Sawlewicz, *Helv. Chim. Acta*, 71 (1988) 1508.
- [237] K.-W. Lee and J. San Filippo, Jr., *Organometallics*, 1 (1982) 1496.
- [238] N.D. Danielson, R.T. Taylor, J.A. Huth, R.W. Siegiej, J.G. Galloway and J.B. Paperman, *Ind. Eng. Chem. Prod. Res. Dev.*, 22 (1983) 303.
- [239] K. Burgess, J. Cassidy and I. Henderson, *J. Org. Chem.*, 56 (1991) 2050.
- [240] I. Fleming, S. Gil, A. Sarkar and T. Schmidlin, *J. Chem. Soc., Perkin Trans. 1*, (1992) 3351.
- [241] M. Lautens, R.K. Belter and A.J. Lough, *J. Org. Chem.*, 57 (1992) 422.
- [242] K. Takaki, T. Maeda and M. Ishikawa, *J. Org. Chem.*, 54 (1989) 58.
- [243] J.G. Smith, S.E. Drozda, S.P. Petraglia, N.R. Quinn, E.M. Rice, B.S. Taylor and M. Viswanathan, *J. Org. Chem.*, 49 (1984) 4112.
- [244] M. Fujita, M. Obayashi and T. Hiyama, *Tetrahedron*, 44 (1988) 4135.
- [245] T. Ishii, N. Kawamura, S. Matsubara, K. Utimoto, S. Kozima and T. Hitomi, *J. Org. Chem.*, 52 (1987) 4416.
- [246] K. Asao, H. Iio and T. Tokoroyama, *Synthesis*, (1990) 382.
- [247] B. Laycock, I. Maynard, G. Wickham and W. Kitching, *Aust. J. Chem.*, 41 (1988) 693.
- [248] E. Vedejs and C.K. McClure, *J. Am. Chem. Soc.*, 108 (1986) 1094.
- [249] A.G.M. Barrett, J.M. Hill and E.M. Wallace, *J. Org. Chem.*, 57 (1992) 386.
- [250] B.M. Trost and J.M. Tour, *J. Org. Chem.*, 54 (1989) 484.
- [251] M. Ochiai, Y. Takaoka and Y. Nagao, *J. Am. Chem. Soc.*, 110 (1988) 6565.
- [252] Y. Okuda, K. Wakamatsu, W. Tuckmantel, K. Oshima and H. Nozaki, *Tetrahedron Lett.*, 26 (1985) 4629.
- [253] P. Cuadrado, A.M. Gonzalez, B. Gonzalez and E.J. Pulido, *Synth. Commun.*, 19 (1989) 275.
- [254] M. Suzuki, H. Koyano and R. Noyori, *J. Org. Chem.*, 52 (1987) 5583.

- [255] A.G. Brook, *Acc. Chem. Res.*, 7 (1974) 77.
- [256] M. Koreeda and S. Koo, *Tetrahedron Lett.*, 31 (1990) 831.
- [257] J.R. Hwu, S.-C. Tsay, N. Wang and G.H. Hakimelahi, *Organometallics*, 13 (1994) 2461.
- [258] A. Capperucci, A. Degl'Inocenti, C. Faggi, A. Ricci, P. Dembech and G. Seconi, *J. Org. Chem.*, 53 (1988) 3612.
- [259] I. Fleming and U. Ghosh, *J. Chem. Soc., Perkin Trans. 1*, (1994) 257.
- [260] F. Jin, B. Jiang and Y. Xu, *Tetrahedron Lett.*, 33 (1992) 1221.
- [261] S. Sato, I. Matsuda and Y. Izumi, *J. Organomet. Chem.*, 344 (1988) 71.
- [262] P.M. Bishop, J.R. Pearson and J.K. Sutherland, *J. Chem. Soc., Chem. Commun.*, (1983) 123.
- [263] P.F. Hudrlik, A.M. Hudrlik, T. Yimenu, M.A. Waugh and G. Nagendrappa, *Tetrahedron*, 44 (1988) 3791.
- [264] G. Wickham, H.A. Olszowy and W. Kitching, *J. Org. Chem.*, 47 (1982) 3788.
- [265] W. Oppolzer, R.J. Mills, W. Pachinger and T. Stevenson, *Helv. Chim. Acta*, 69 (1986) 1542.
- [266] W. Engel, I. Fleming and R.H. Smithers, *J. Chem. Soc., Perkin Trans. 1*, (1986) 1637.
- [267] W. Tuckmantel, K. Oshima and H. Nozaki, *Chem. Ber.*, 119 (1986) 1581.
- [268] I. Fleming and J. Goldhill, *J. Chem. Soc., Chem. Commun.*, (1978) 176.
- [269] J.E. Baldwin, J.C. Bottaro, P.D. Riordan and A.E. Derome, *J. Chem. Soc., Chem. Commun.*, (1982) 942.
- [270] J.E. Baldwin, A.E. Derome and P.D. Riordan, *Tetrahedron*, 39 (1983) 2989.
- [271] P.D. Dervan and M.A. Shippey, *J. Am. Chem. Soc.*, 98 (1976) 1265.
- [272] M.T. Reetz and M. Plachky, *Synthesis*, (1976) 199.
- [273] H. Sakurai, A. Okada, H. Umino and M. Kira, *J. Am. Chem. Soc.*, 95 (1973) 955.
- [274] H. Sakurai, M. Kira and H. Umino, *Chem. Lett.*, (1977) 1265.
- [275] R. Balasubramanian and J.P. Oliver, *J. Organomet. Chem.*, 197 (1980) C7.
- [276] T.G. Selin and R. West, *Tetrahedron*, (1959) 97.
- [277] E. Colomer and R. Corriu, *J. Chem. Soc., Chem. Commun.*, (1976) 176.
- [278] L. Rösch, W. Erb and H. Müller, *Z. Naturforsch., Teil B*, 31 (1976) 281.
- [279] E.I. Eremina, L.A. Tyurina and M.V. Grishechkina, *Deposited Doc. VINITI 7085*, part 1, 6–9, 1983, in *Chem. Abstr.*, 102 (1985) no. 78960.
- [280] D.L. Comins and M.O. Killpack, *J. Am. Chem. Soc.*, 114 (1992) 10972.
- [281] C. Krempner, H. Reinke and H. Oehme, *Angew. Chem., Int. Edn. Engl.*, 33 (1994) 1615.
- [282] K. Mochida and M. Manishi, *Chem. Lett.*, (1984) 1077.
- [283] L. Rösch, *Angew. Chem., Int. Edn. Engl.*, 16 (1977) 247.
- [284] A.R. Claggett, W.H. Ilsley, T.J. Anderson, M.D. Glick and J.P. Oliver, *J. Am. Chem. Soc.*, 99 (1977) 1797.
- [285] L. Rösch and U. Starke, *Z. Naturforsch., Teil B*, 38 (1983) 1292.
- [286] D.W. Goebel, Jr., J.L. Hencher and J.P. Oliver, *Organometallics*, 2 (1983) 746.
- [287] L. Rösch, J. Pickardt, G. Imme and U. Börner, *Z. Naturforsch., Teil B*, 41 (1986) 1523.
- [288] E. Wiberg, O. Stecher, H.J. Andrascheck, L. Kreuzbichler and E. Staude, *Angew. Chem., Int. Edn. Engl.*, 2 (1963) 507.
- [289] Y. Morizawa, O. Yoshitomi, O. Hiroji and N.H. Koichiro, *Tetrahedron Lett.*, 25 (1984) 1163.
- [290] Y. Okuda, Y. Morizawa, K. Shima and N.H. Koichiro, *Tetrahedron Lett.*, 25 (1984) 2483.
- [291] U.M. Dzhemilev and O.S. Vostrikova, *J. Organomet. Chem.*, 285 (1985) 43.
- [292] L. Rösch and U. Starke, *Angew. Chem., Int. Edn. Engl.*, 22 (1983) 557.
- [293] U. Starke, L. Rösch and R. Schmutzler, *Phosphorus Sulfur*, 27 (1986) 297.
- [294] H. Schumann and K.H. Koehricht, *J. Organomet. Chem.*, 373 (1989) 307.
- [295] W. Ando, T. Wakahara, T. Akasaka and S. Nagase, *Organometallics*, 13 (1994) 4685.
- [296] J. Belzner, U. Dehnert and D. Stalke, *Angew. Chem., Int. Edn. Engl.*, 33 (1994) 2450.